



Loadmaster Hinges



Loadmaster



Dual Bearing



Concealed Bearing



Slimline



Shrouded Bearing



Washed Knuckle



Plain Knuckle



COOKE BROTHERS

High Performance
Ironmongery

Loadmaster Hinges

Loadmaster Hinge Range

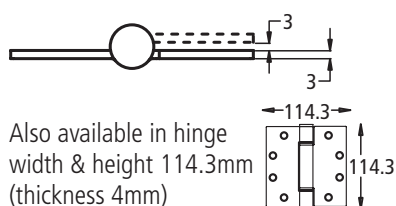
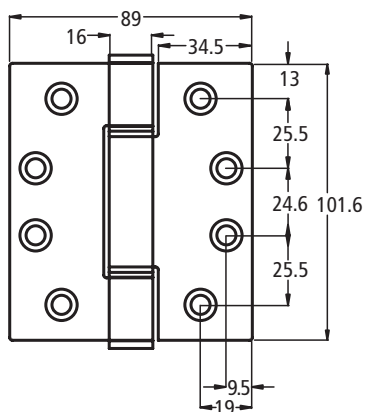
Technical Specification

Code 7900 LM Range

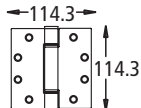
- ☐ Maintenance free bearing design
- ☐ Available in mild steel and 316 stainless steel
- ☐ Heavy duty construction and appearance
- ☐ Tested to EN1935 : 2002 Grade 14
- ☐ Certifire approved
- ☐ Holes countersunk to suit No 12 w/screws or M6 m/c screws
- ☐ Full range of options and finishes available
- ☐ 25 year guarantee



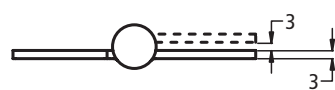
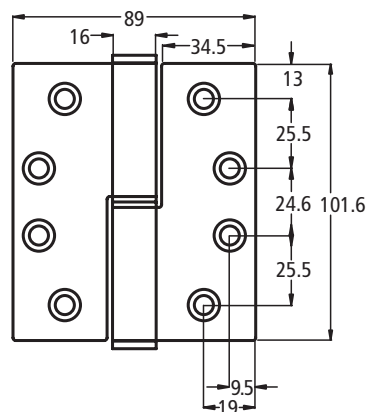
Fixed Pin



Also available in hinge width & height 114.3mm (thickness 4mm)



Lift-Off*



*anti-clockwise closing shown
Lift-off is available in all options except Dog bolt and Conductor

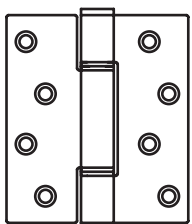
The 7900 Loadmaster (LM) Range has been designed with strength and physical appearance in mind, integral bushes offering a maintenance free hinge designed to meet prestige building requirements.

Available in both fixed pin and lift-off variants, the 7900 Loadmaster Range will suit doors from 44 to 54mm thick.

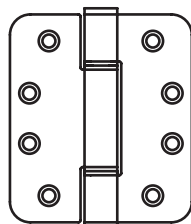
The Loadmaster Range has been tested to EN1935 : 2002, are Certifire approved and come with a 25 year guarantee.

An extra heavy duty version of the Loadmaster is available with 4mm hinge leaf thickness for use on door sets where above EN1935 : 2002 Grade 14 is required.

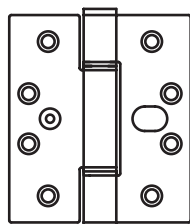
Further options:



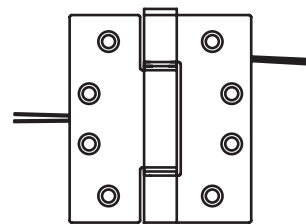
Staggered holes



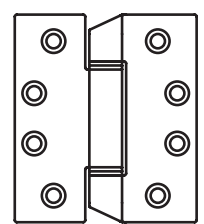
Radiused corners



Dog bolt



Conductor hinge



Anti-ligature hinge