



Loadmaster



Dual Bearing



Concealed Bearing



Slimline



Shrouded Bearing



Washed Knuckle



Plain Knuckle



COOKE BROTHERS

High Performance
Ironmongery

Slimline Hinges

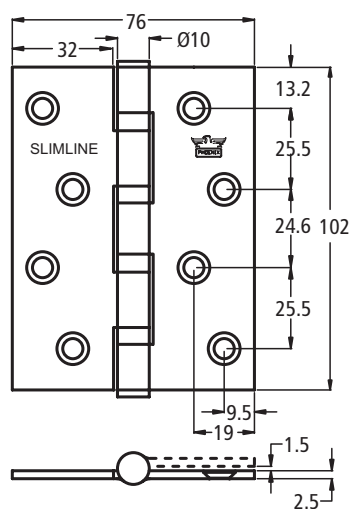
Slimline Hinge Range

Technical Specification

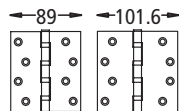
Code 7500 SL Range

- ☐ Unique slim barrel design
- ☐ Extra deep thrust washers for high loading and long life
- ☐ Endurance tested to over 2,000,000 cycles
- ☐ Tested to EN1935 : 2002 Grade 13
- ☐ Certifire approved
- ☐ Unique twin pin lift-off available
- ☐ 3 hinge widths available
- ☐ Holes countersunk to suit No 10 w/screws or M5 m/c screws
- ☐ Full range of options and finishes available
- ☐ 25 year guarantee

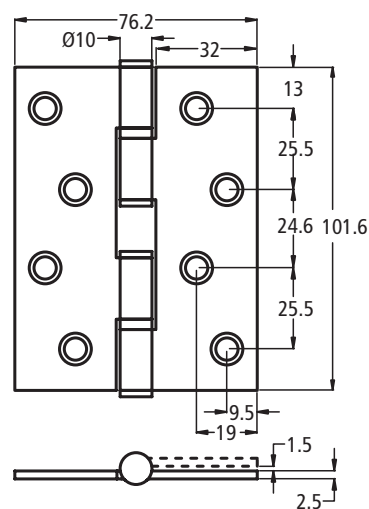
Fixed Pin



Also available in hinge widths 89mm & 101.6mm



Twin Pin Lift-Off*



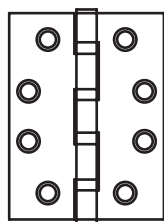
*anti-clockwise closing shown

The 7500 Series Slimline Range offers the specifier a truly unique hinge for high quality installations. Its slim and elegant barrel demonstrates design elegance whilst maintaining exceptional performance - the Slimline Range has been tested to in excess of 2,000,000 cycles.

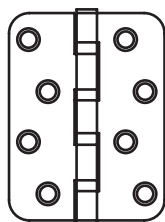
Available in 3 hinge widths and also as a twin pin lift-off, the Slimline Range gives the specifier the capability to choose the correct hinge for almost every application.

All hinge options have been tested to EN1935 : 2002, are Certifire approved and come with a 25 year guarantee.

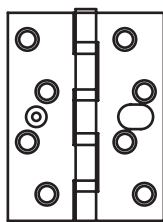
Further options:



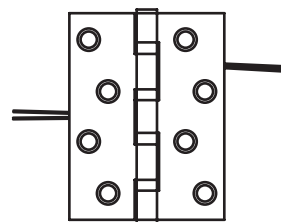
ANSI hole pattern (Template drilled)



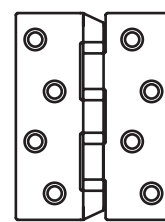
Radiused corners



Dog bolt



Conductor hinge



Anti-ligature hinge