


Door Lever Sets - 55 series

Traditional spring loaded Door Lever Sets offered in Latch/Passage, Privacy, Keyhole and Profile Cylinder configurations.



RH shown

▲ 5512



▲ 5516



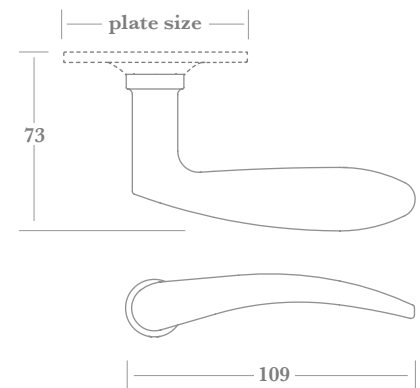
▲ 5521-9



▲ 5510



▲ 5531-9



	5510	5512	5516	5521-9	5531-9
Plate Size	Ø 51	Ø 54	102 x 41	152 x 41	220 x 41



Microtite, Fixed Dead and Unsprung options available - see page DF1:210

Fixings

Standard Lever Sets are designed for uncontrolled, hinged, solid residential doors and are supplied with finish matched no.6 x 19mm wood screws (except 5512 Concealed Fix Rosette - supplied with no.6 x 19mm wood screws and M5 x 70mm machine screws for bolt through fixing - see page DF1:210); and an 8mm x 90mm stainless steel spindle (60mm max. door thickness).

Alternative spindle lengths and functions are available - see page DF1:210.

NB. Microtite Spindle Option is recommended for hollow core doors or those with door controls and/or seals.

How to Order

Split Finish Sets - order as singles

5510, 5512, 5516, 5521 & 5531:

1) select LEVER SET (e.g. **5516**)

2) add FINISH (e.g. 5516**PB**)

If half set only required - add HANDING (e.g. 5516**PB/LH**).

5522-5 & 5532-5:

1) select PLATE SIZE & FUNCTION (e.g. **5523**)

2) add FINISH (e.g. 5523**PC**)

3) add CENTRES (e.g. 5523**PC57**)

If half set only required add HANDING (e.g. 5523**PC57/LH**).

5527-9 & 5537-9:

1) select PLATE SIZE & TURN DESIGN (e.g. **5529**)




2) add FINISH (e.g. 5529**PC**)

3) add CENTRES (e.g. 5529**PC57**)


For half set coding add T (turn) or R (release) and HANDING (e.g. 5529**R/PC57/LH**).

* For coin release with indication please contact us for coding information.

Finishes - See our price list or website for finish availability.



▲ 5521/5531
latch/passage

▲ 5522/5532
keyhole

▲ 5523/5533
keyhole with cover

▲ 5524/5534
oval cylinder

▲ 5525/5535
euro cylinder

▲ 5527/5537
privacy turn

▲ 5528/5538
privacy turn


▲ 5529/5539
privacy turn

▲ standard release
supplied with
privacy sets

▲ release with
indication
(* see notes)

privacy turns & releases supplied loose for on-site handing - assembly tool supplied


Door Lever Sets - 54 series

Traditional spring loaded Door Lever Sets offered in Latch/Passage, Privacy, Keyhole and Profile Cylinder configurations.



RH shown

▲ 5412



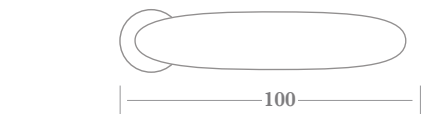
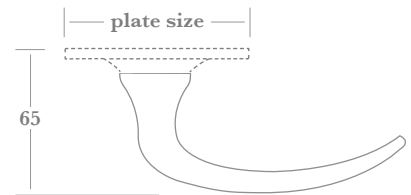
▲ 5410



▲ 5416



▲ 5431-9



	5410	5412	5416	5421-9	5431-9
Plate Size	Ø 51	Ø 54	102 x 41	152 x 41	220 x 41



Microtite, Fixed Dead and Unsprung options available - see page DF1:210

Fixings

Standard Lever Sets are designed for uncontrolled, hinged, solid residential doors and are supplied with finish matched no.6 x 19mm wood screws (except 5412 Concealed Fix Rosette - supplied with no.6 x 19mm wood screws and M5 x 70mm machine screws for bolt through fixing - see page DF1:210); and an 8mm x 90mm stainless steel spindle (60mm max. door thickness).

Alternative spindle lengths and functions are available - see page DF1:210.

NB. Microtite Spindle Option is recommended for hollow core doors or those with door controls and/or seals.

How to Order

Split Finish Sets - order as singles

5410, 5412, 5416, 5421 & 5431:

- 1) select LEVER SET (e.g. **5416**)
- 2) add FINISH (e.g. 5416**PB**)
- If half set only required - add HANDING (e.g. 5416**PB/LH**).

5422-5 & 5432-5:

- 1) select PLATE SIZE & FUNCTION (e.g. **5423**)
- 2) add FINISH (e.g. 5423**PC**)
- 3) add CENTRES (e.g. 5423**PC57**)




If half set only required add HANDING (e.g. 5423**PC57/LH**).



5427-9 & 5437-9:

- 1) select PLATE SIZE & TURN DESIGN (e.g. **5429**)
 - 2) add FINISH (e.g. 5429**PC**)
 - 3) add CENTRES (e.g. 5429**PC57**)
- For half set coding add T (turn) or R (release) and HANDING (e.g. 5429**R/PC57/LH**).



* For coin release with indication please contact us for coding information.

Finishes - See our price list or website for finish availability.


▲ 5421/5431
latch/passage

▲ 5422/5432
keyhole

▲ 5423/5433
keyhole with cover

▲ 5424/5434
oval cylinder

▲ 5425/5435
euro cylinder

▲ 5427/5437
privacy turn

▲ 5428/5438
privacy turn

▲ 5429/5439
privacy turn

▲ standard release
supplied with
privacy sets

▲ release
with indication
(* see notes)

privacy turns & releases supplied loose for on-site handing - assembly tool supplied


Door Lever Sets - 52 series

Traditional spring loaded Door Lever Sets offered in Latch/Passage, Privacy, Keyhole and Profile Cylinder configurations.



RH shown

▲ 5222



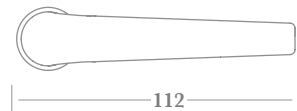
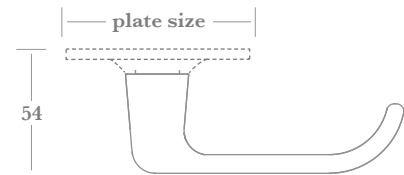
▲ 5220



▲ 5246



▲ 5261-9



	5220	5222	5246	5251-9	5261-9
Plate Size	Ø 51	Ø 54	102 x 41	152 x 41	220 x 41



Fixings

Standard Lever Sets are designed for uncontrolled, hinged, solid residential doors and are supplied with finish matched no.6 x 19mm wood screws (except 5222 Concealed Fix Rosette - supplied with no.6 x 19mm wood screws and M5 x 70mm machine screws for bolt through fixing - see page DF1:210); and an 8mm x 90mm stainless steel spindle (60mm max. door thickness).

Alternative spindle lengths and functions are available - see page DF1:210.

NB. Microtite Spindle Option is recommended for hollow core doors or those with door controls and/or seals.

How to Order

Split Finish Sets - order as singles

5220, 5222, 5246, 5251 & 5261:

1) select LEVER SET (e.g. **5246**)

2) add FINISH (e.g. **5246PB**)

If half set only required - add HANDING (e.g. **5246PB/LH**).

5252-5 & 5262-5:

1) select PLATE SIZE & FUNCTION (e.g. **5253**)

2) add FINISH (e.g. **5253PC**)

3) add CENTRES (e.g. **5253PC57**)

If half set only required add HANDING (e.g. **5253PC57/LH**).

5257-9 & 5267-9:

1) select PLATE SIZE & TURN DESIGN (e.g. **5259**)


2) add FINISH (e.g. **5259PC**)

3) add CENTRES (e.g. **5259PC57**)

For half set coding add T (turn) or R (release) and HANDING (e.g. **5259R/PC57/LH**).

* For coin release with indication please contact us for coding information.


Finishes - See our price list or website for finish availability.




▲ 5251/5261
latch/passage




▲ 5252/5262
keyhole




▲ 5253/5263
keyhole with cover



▲ 5254/5264
oval cylinder



▲ 5255/5265
euro cylinder




▲ 5257/5267
privacy turn




▲ 5258/5268
privacy turn



▲ 5259/5269
privacy turn



▲ standard release
supplied with
privacy sets



▲ release with
indication
(* see notes)

privacy turns & releases supplied loose for on-site handing - assembly tool supplied

Door Lever Sets - 53 series

Traditional spring loaded Door Lever Sets offered in Latch/Passage, Privacy, Keyhole and Profile Cylinder configurations.



Fixings

Standard Lever Sets are designed for uncontrolled, hinged, solid residential doors and are supplied with finish matched no.6 x 19mm wood screws (except 5332 Concealed Fix Rosette - supplied with no.6 x 19mm wood screws and M5 x 70mm machine screws for bolt through fixing - see page DF1:210); and an 8mm x 90mm stainless steel spindle (60mm max. door thickness).

Alternative spindle lengths and functions are available - see page DF1:210.

NB. Microtite Spindle Option is recommended for hollow core doors or those with door controls and/or seals.

How to Order

Split Finish Sets - order as singles

5331, 5332, 5336, 5341 & 5351:

- 1) select LEVER SET (e.g. **5336**)
 - 2) add FINISH (e.g. 5336**PB**)
- If half set only required - add HANDING (e.g. 5336**PB/LH**).

5342-5 & 5352-5:

- 1) select PLATE SIZE & FUNCTION (e.g. **5343**)
 - 2) add FINISH (e.g. 5343**PC**)
 - 3) add CENTRES (e.g. 5343**PC57**)
- If half set only required add HANDING (e.g. 5343**PC57/LH**).

5347-9 & 5357-9:

- 1) select PLATE SIZE & TURN DESIGN (e.g. **5349**)
 - 2) add FINISH (e.g. 5349**PC**)
 - 3) add CENTRES (e.g. 5349**PC57**)
- For half set coding add T (turn) or R (release) and HANDING (e.g. 5349**R/PC57/LH**).


* For coin release with indication please contact us for coding information.

Finishes - See our price list or website for finish availability.



RH shown

▲ 5332




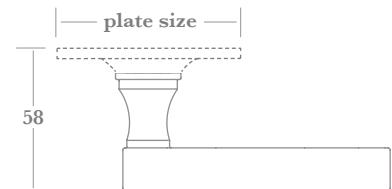
▲ 5331



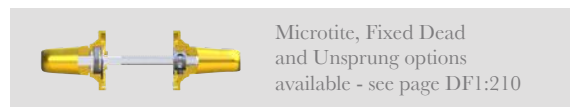
▲ 5336



▲ 5341-9




	5331	5332	5336	5341-9	5351-9
Plate Size	Ø 51	Ø 54	102 x 40	175 x 40	230 x 40




Microtite, Fixed Dead and Unsprung options available - see page DF1:210



▲ 5341/5351
latch/passage



▲ 5342/5352
keyhole




▲ 5343/5353
keyhole with cover



▲ 5344/5354
oval cylinder




▲ 5345/5355
euro cylinder




▲ 5347/5357
privacy turn




▲ 5348/5358
privacy turn



▲ 5349/5359
privacy turn



▲ standard release
supplied with
privacy sets



▲ release
with indication
(* see notes)


privacy turns & releases supplied loose for on-site handing - assembly tool supplied

Door Lever Sets - 53 series

Traditional spring loaded Door Lever Sets offered in Latch/Passage, Privacy, Keyhole and Profile Cylinder configurations.



▲ 5362




▲ 5361




▲ 5366



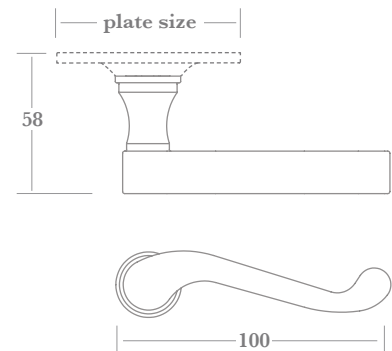
▲ 5381-9



▲ 5371-9



▲ 5382



	5361	5362	5366	5371-9	5381-9
Plate Size	Ø 51	Ø 54	102 x 40	175 x 40	230 x 40



Microtite, Fixed Dead and Unsprung options available - see page DF1:210

Fixings

Standard Lever Sets are designed for uncontrolled, hinged, solid residential doors and are supplied with finish matched no.6 x 19mm wood screws (except 5362 Concealed Fix Rosette - supplied with no.6 x 19mm wood screws and M5 x 70mm machine screws for bolt through fixing - see page DF1:210); and an 8mm x 90mm stainless steel spindle (60mm max. door thickness).

Alternative spindle lengths and functions are available - see page DF1:210.

NB. Microtite Spindle Option is recommended for hollow core doors or those with door controls and/or seals.

How to Order

Split Finish Sets - order as singles

5361, 5362, 5366, 5371 & 5381:

1) select LEVER SET (e.g. **5366**)

2) add FINISH (e.g. 5366**PB**)

If half set only required - add HANDING (e.g. 5366**PB/LH**).

5372-5 & 5382-5:

1) select PLATE SIZE & FUNCTION (e.g. **5373**)

2) add FINISH (e.g. 5373**PC**)

3) add CENTRES (e.g. 5373**PC57**)

If half set only required add HANDING (e.g. 5373**PC57/LH**).

5377-9 & 5387-9:

1) select PLATE SIZE & TURN DESIGN (e.g. **5379**)


2) add FINISH (e.g. 5379**PC**)

3) add CENTRES (e.g. 5379**PC57**)

For half set coding add T (turn) or R (release) and HANDING (e.g. 5379**R/PC57/LH**).

* For coin release with indication please contact us for coding information.

Finishes - See our price list or website for finish availability.




▲ 5377/5387
privacy turn




▲ 5378/5388
privacy turn



▲ 5379/5389
privacy turn



▲ standard release
supplied with
privacy sets

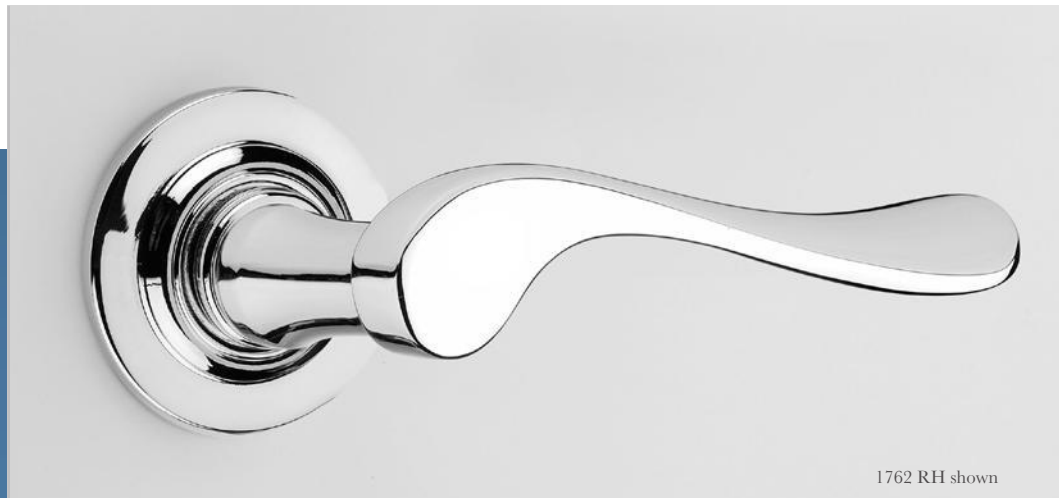


▲ release with
indication
(* see notes)

privacy turns & releases supplied loose for on-site handing - assembly tool supplied

Door Lever Sets - 17 series

Traditional spring loaded Door Lever Sets offered in Latch/Passage, Privacy, Keyhole and Profile Cylinder configurations.



1762 RH shown

▲ 1762/1763 (light design - single lever 230g)

Fixings

Standard Lever Sets are designed for uncontrolled, hinged, solid residential doors and are supplied with finish matched no.6 x 19mm wood screws (except 1762 & 1763 Concealed Fix Rosette - supplied with no.6 x 19mm wood screws and M5 x 70mm machine screws for bolt through fixing - see page DF1:210); and an 8mm x 90mm stainless steel spindle (60mm max. door thickness).

Alternative spindle lengths and functions are available - see page DF1:210.

NB. Microtite Spindle Option is recommended for hollow core doors or those with door controls and/or seals.

How to Order

Split Finish Sets -
order as singles

1760, 1761, 1762, 1763, 1766, 1771 & 1781:

1) select LEVER SET (e.g. **1766**)

2) add FINISH (e.g. 1766**PB**)

If half set only required - add HANDING (e.g. 1766**PB/LH**).

1772-5 & 1782-5:

1) select PLATE SIZE & FUNCTION (e.g. **1773**)

2) add FINISH (e.g. 1773**PC**)

3) add CENTRES (e.g. 1773**PC57**)

If half set only required add HANDING (e.g. 1773**PC57/LH**).

1777-9 & 1787-9:

1) select PLATE SIZE & TURN DESIGN (e.g. **1779**)

2) add FINISH (e.g. 1779**PC**)

3) add CENTRES (e.g. 1779**PC57**)

For half set coding add T (turn) or R (release) and HANDING (e.g. 1779**R/PC57/LH**).

* For coin release with indication please contact us for coding information.

Finishes - See our price list or website for finish availability.



▲ 1760/1761†







▲ 1766


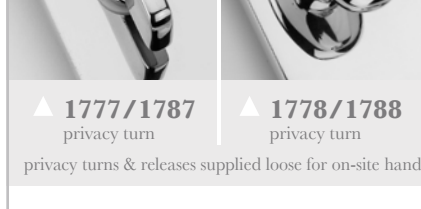


▲ 1771-9


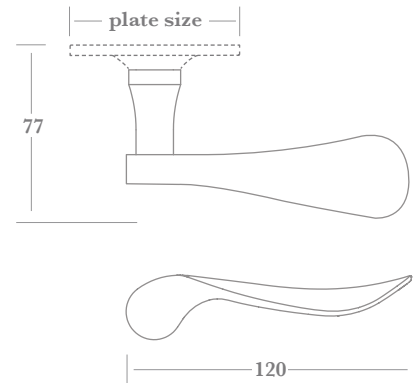


▲ 1781-9


▲ 1771/1781
latch/passage

▲ 1772/1782
keyhole

▲ 1773/1783
keyhole with cover

▲ 1774/1784
oval cutout

▲ 1775/1785
euro cutout

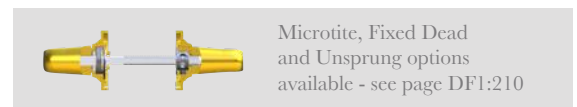
▲ 1777/1787
privacy turn

▲ 1778/1788
privacy turn

▲ 1779/1789
privacy turn


privacy turns & releases supplied loose for on-site handing - assembly tool supplied


▲ standard release
supplied with
privacy sets

▲ release
with indication
(* see notes)


	1760	1761	1762	1763	1766	1771-9	1781-9
Plate Size	Ø 60	Ø 51†	Ø 54	Ø 60	102 x 41	152 x 41	220 x 41

† Ø 51 rose design has 4 screw holes



Microtite, Fixed Dead and Unsprung options available - see page DF1:210

Door Lever Sets - 18 series

Traditional spring loaded Door Lever Sets offered in Latch/Passage, Privacy, Keyhole and Profile Cylinder configurations.




1803 RH shown

▲ 1802/1803 (heavy design - single lever 360g)



▲ 1806



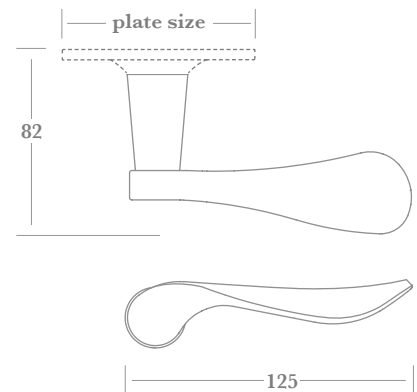
▲ 1800/1801†



▲ 1821-9



▲ 1811-9



	1800	1801	1802	1803	1806	1811-9	1821-9
Plate Size	Ø 60	Ø 51†	Ø 54	Ø 60	102 x 41	152 x 41	220 x 41

† Ø 51 rose design has 4 screw holes



Microtite, Fixed Dead and Unsprung options available - see page DF1:210

Fixings

Standard Lever Sets are designed for uncontrolled, hinged, solid residential doors and are supplied with finish matched no.6 x 19mm wood screws (except 1802 & 1803 Concealed Fix Rosette - supplied with no.6 x 19mm wood screws and M5 x 70mm machine screws for bolt through fixing - see page DF1:210); and an 8mm x 90mm stainless steel spindle (60mm max. door thickness). Alternative spindle lengths and functions are available - see page DF1:210.

NB. Microtite Spindle Option is recommended for hollow core doors or those with door controls and/or seals.

How to Order

Split Finish Sets - order as singles

1800-6, 1811 & 1821:

- 1) select LEVER SET (e.g. **1806**)
 - 2) add FINISH (e.g. **1806PB**)
- If half set only required add HANDING (e.g. **1806PB/LH**).

1812-5 & 1822-5:




- 1) select PLATE SIZE & FUNCTION (e.g. **1813**)
 - 2) add FINISH (e.g. **1813PC**)
 - 3) add CENTRES (e.g. **1813PC57**)
- If half set only required add HANDING (e.g. **1813PC57/LH**).



1817-9 & 1827-9:

- 1) select PLATE SIZE & TURN DESIGN (e.g. **1819**)
 - 2) add FINISH (e.g. **1819PC**)
 - 3) add CENTRES (e.g. **1819PC57**)
- For half set add T (turn) or R (release) and HANDING (e.g. **1819R/PC57/LH**).



* For coin release with indication please contact us for coding information.

Finishes - See our price list or website for finish availability.


▲ 1811/1821
latch/passage

▲ 1812/1822
keyhole

▲ 1813/1823
keyhole with cover

▲ 1814/1824
oval cylinder

▲ 1815/1825
euro cylinder

▲ 1817/1827
privacy turn

▲ 1818/1828
privacy turn

▲ 1819/1829
privacy turn

▲ standard release
supplied with
privacy sets

▲ release with
indication
(* see notes)

privacy turns & releases supplied loose for on-site handing - assembly tool supplied

Door Lever Sets - 16 series

Traditional spring loaded Door Lever Sets offered in Latch/Passage, Privacy, Keyhole and Profile Cylinder configurations.



1622 RH shown

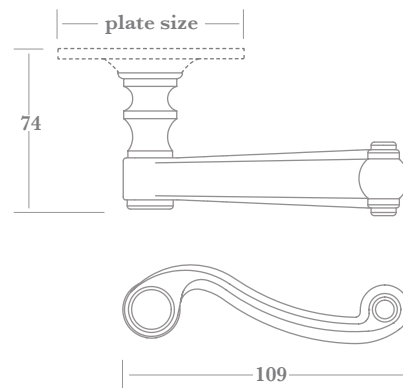
▲ 1622/1623



▲ 1620/1621†



▲ 1631-9



	1620	1621	1622	1623	1631-9
Plate Size	Ø 60	Ø 51†	Ø 54	Ø 60	215 x 50

† Ø 51 rose design has 4 screw holes



Fixings

Standard Lever Sets are designed for uncontrolled, hinged, solid residential doors and are supplied with finish matched no.6 x 19mm wood screws (except 1622 & 1623 Concealed Fix Rosette - supplied with no.6 x 19mm wood screws and M5 x 70mm machine screws for bolt through fixing - see page DF1:210); and an 8mm x 90mm stainless steel spindle (60mm max. door thickness).

Alternative spindle lengths and functions are available - see page DF1:210.

NB. Microtite Spindle Option is recommended for hollow core doors or those with door controls and/or seals.

How to Order

Split Finish Sets - order as singles

1620, 1621, 1622, 1623, & 1631:

1) select LEVER SET (e.g. **1623**)

2) add FINISH (e.g. 1623**PC**)

If half set only required - add HANDING (e.g. 1623**PC/LH**).

1632-5:

1) select FUNCTION (e.g. **1633**)

2) add FINISH (e.g. 1633**PC**)

3) add CENTRES (e.g. 1633**PC57**)

If half set only required add HANDING (e.g. 1633**PC57/LH**).

1637-9:

1) select TURN DESIGN (e.g. **1639**)

2) add FINISH (e.g. 1639**PC**)

3) add CENTRES (e.g. 1639**PC57**)

For half set coding add T (turn) or R (release) and HANDING (e.g. 1639**R/PC57/LH**).

* For coin release with indication please contact us for coding information.

Finishes - See our price list or website for finish availability.


▲ **1631**
latch/passage

▲ **1632**
keyhole

▲ **1633**
keyhole with cover

▲ **1634**
oval cylinder

▲ **1635**
euro cylinder

▲ **1637**
privacy turn

▲ **1638**
privacy turn

▲ **1639**
privacy turn

▲ standard release
supplied with
privacy sets

▲ release
with indication
(* see notes)

privacy turns & releases supplied loose for on-site handing - assembly tool supplied

Door Lever Sets - 16 series

Traditional spring loaded Door Lever Sets offered in Latch/Passage, Privacy, Keyhole and Profile Cylinder configurations.



Fixings

Standard Lever Sets are designed for uncontrolled, hinged, solid residential doors and are supplied with finish matched no.6 x 19mm wood screws (except 1642 & 1643 Concealed Fix Rosette - supplied with no.6 x 19mm wood screws and M5 x 70mm machine screws for bolt through fixing - see page DF1:210); and an 8mm x 90mm stainless steel spindle (60mm max. door thickness). Alternative spindle lengths and functions are available - see page DF1:210.

NB. Microtite Spindle Option is recommended for hollow core doors or those with door controls and/or seals.

How to Order

Split Finish Sets - order as singles

1640, 1641, 1642, 1643 & 1651:

- 1) select LEVER SET (e.g. **1643**)
- 2) add FINISH (e.g. 1643**PC**)

If half set only required - add HANDING (e.g. 1643**PC/LH**).

1652-5:

- 1) select FUNCTION (e.g. **1653**)
- 2) add FINISH (e.g. 1653**PC**)
- 3) add CENTRES (e.g. 1653**PC57**)

If half set only required add HANDING (e.g. 1653**PC57/LH**).

1657-9:

- 1) select TURN DESIGN (e.g. **1659**)
 - 2) add FINISH (e.g. 1659**PC**)
 - 3) add CENTRES (e.g. 1659**PC57**).
- For half set coding add T (turn) or R (release) and HANDING (e.g. 1659**R/PC57/LH**).

* For coin release with indication please contact us for coding information.

Finishes - See our price list or website for finish availability.



1642 RH shown

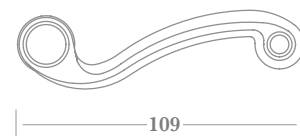
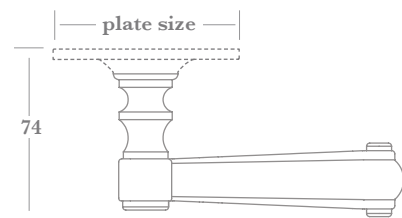
▲ 1642/1643



▲ 1640/1641†



▲ 1651-9



	1640	1641	1642	1643	1651-9
Plate Size	Ø 60	Ø 51†	Ø 54	Ø 60	215 x 50

† Ø 51 rose design has 4 screw holes



Microtite, Fixed Dead and Unsprung options available - see page DF1:210



▲ **1651**
latch/passage

▲ **1652**
keyhole

▲ **1653**
keyhole with cover

▲ **1654**
oval cylinder

▲ **1655**
euro cylinder

▲ **1657**
privacy turn

▲ **1658**
privacy turn

▲ **1659**
privacy turn

▲ standard release
supplied with
privacy sets

▲ release with
indication
(* see notes)

privacy turns & releases supplied loose for on-site handing - assembly tool supplied


Door Lever Sets - 15 series

Traditional spring loaded Door Lever Sets offered in Latch/Passage, Privacy, Keyhole and Profile Cylinder configurations.



RH shown

▲ 1502




▲ 1501




▲ 1506



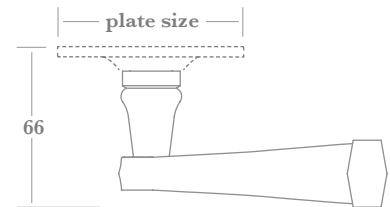
▲ 1521-9



▲ 1511-9



▲ 1521-9



103

	1501	1502	1506	1511-9	1521-9
Plate Size	Ø 51	Ø 54	102 x 40	175 x 40	230 x 40



Microtite, Fixed Dead and Unsprung options available - see page DF1:210

Fixings

Standard Lever Sets are designed for uncontrolled, hinged, solid residential doors and are supplied with finish matched no.6 x 19mm wood screws (except 1502 Concealed Fix Rosette - supplied with no.6 x 19mm wood screws and M5 x 70mm machine screws for bolt through fixing - see page DF1:210); and an 8mm x 90mm stainless steel spindle (60mm max. door thickness).

Alternative spindle lengths and functions are available - see page DF1:210.

NB. Microtite Spindle Option is recommended for hollow core doors or those with door controls and/or seals.

How to Order

Split Finish Sets - order as singles

1501, 1502, 1506, 1511 & 1521:

1) select LEVER SET (e.g. 1506)

2) add FINISH (e.g. 1506PB)

If half set only required - add HANDING (e.g. 1506PB/LH).

1512-5 & 1522-5:

1) select PLATE SIZE & FUNCTION (e.g. 1513)

2) add FINISH (e.g. 1513PC)

3) add CENTRES (e.g. 1513PC57)

If half set coding add T (turn) or R (release) and HANDING (e.g. 1513PC57/LH).

1517-9 & 1527-9:

1) select PLATE SIZE & TURN DESIGN (e.g. 1519)

2) add FINISH (e.g. 1519PC)

3) add CENTRES (e.g. 1519PC57).

For half set coding add T (turn) or R (release) and HANDING (e.g. 1519R/PC57/LH).

* For coin release with indication please contact us for coding information.


Finishes - See our price list or website for finish availability.

▲ 1511/1521
latch/passage



▲ 1512/1522
keyhole

▲ 1513/1523
keyhole with cover

▲ 1514/1524
oval cylinder

▲ 1515/1525
euro cylinder

▲ 1517/1527
privacy turn

▲ 1518/1528
privacy turn

▲ 1519/1529
privacy turn

▲ standard release
supplied with
privacy sets

▲ release
with indication
(* see notes)

privacy turns & releases supplied loose for on-site handing - assembly tool supplied

Door Lever Sets - 15 series

Traditional spring loaded Door Lever Sets offered in Latch/Passage, Privacy, Keyhole and Profile Cylinder configurations.



Fixings

Standard Lever Sets are designed for uncontrolled, hinged, solid residential doors and are supplied with finish matched no.6 x 19mm wood screws (except 1552 Concealed Fix Rosette - supplied with no.6 x 19mm wood screws and M5 x 70mm machine screws for bolt through fixing - see page DF1:210); and an 8mm x 90mm stainless steel spindle (60mm max. door thickness).

Alternative spindle lengths and functions are available - see page DF1:210.

NB. Microtite Spindle Option is recommended for hollow core doors or those with door controls and/or seals.

How to Order

Split Finish Sets - order as singles

1551, 1552, 1556, 1561 & 1571:

- 1) select LEVER SET (e.g. **1556**)
- 2) add FINISH (e.g. 1556**PB**)

If half set only required - add HANDING (e.g. 1556**PB/LH**).

1562-5 & 1572-5:

- 1) select PLATE SIZE & FUNCTION (e.g. **1563**)
- 2) add FINISH (e.g. 1563**PC**)
- 3) add CENTRES (e.g. 1563**PC57**)

If half set only required add HANDING (e.g. 1563**PC57/LH**).

1567-9 & 1577-9:

- 1) select PLATE SIZE & TURN DESIGN (e.g. **1569**)
 - 2) add FINISH (e.g. 1569**PC**)
 - 3) add CENTRES (e.g. 1569**PC57**)
- For half set coding add T (turn) or R (release) and HANDING (e.g. 1569**R/PC57/LH**).

* For coin release with indication please contact us for coding information.

Finishes - See our price list or website for finish availability.



RH shown

▲ 1552



▲ 1551




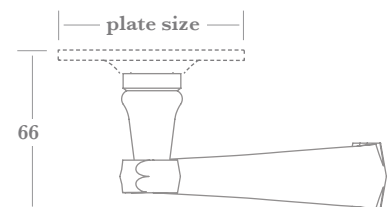
▲ 1556



▲ 1561-9




▲ 1571-9




	1551	1552	1556	1561-9	1571-9
Plate Size	Ø 51	Ø 54	102 x 40	175 x 40	230 x 40




Microtite, Fixed Dead and Unsprung options available - see page DF1:210



▲ 1561/1571 latch/passage



▲ 1562/1572 keyhole




▲ 1563/1573 keyhole with cover



▲ 1564/1574 oval cylinder



▲ 1565/1575 euro cylinder




▲ 1567/1577 privacy turn




▲ 1568/1578 privacy turn



▲ 1569/1579 privacy turn



▲ standard release supplied with privacy sets



▲ release with indication (* see notes)

privacy turns & releases supplied loose for on-site handing - assembly tool supplied

Door Lever Sets - 44 series

Traditional spring loaded Door Lever Sets offered in Latch/Passage, Privacy, Keyhole and Profile Cylinder configurations.



4402 RH shown

▲ 4402/4403




▲ 4400/4401†



▲ 4406




▲ 4411-9

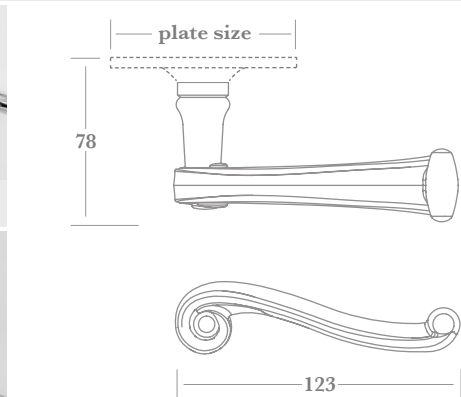


▲ 4411/4421 latch/passage

▲ 4421-9



▲ 4412/4422 keyhole



	4400	4401	4402	4403	4406	4411-9	4421-9
Plate Size	Ø 60	Ø 51†	Ø 54	Ø 60	102 x 40	175 x 40	230 x 40

† Ø 51 rose design has 4 screw holes



Microtite, Fixed Dead and Unsprung options available - see page DF1:210

Fixings

Standard Lever Sets are designed for uncontrolled, hinged, solid residential doors and are supplied with finish matched no.6 x 19mm wood screws (except 4402 & 4403 Concealed Fix Rosette - supplied with no.6 x 19mm wood screws and M5 x 70mm machine screws for bolt through fixing - see page DF1:210); and an 8mm x 90mm stainless steel spindle (60mm max. door thickness).

Alternative spindle lengths and functions are available - see page DF1:210.

NB. Microtite Spindle Option is recommended for hollow core doors or those with door controls and/or seals.

How to Order

Split Finish Sets - order as singles

4400, 4401, 4402, 4403, 4406, 4411 & 4421:

- 1) select LEVER SET (e.g. **4406**)
- 2) add FINISH (e.g. **4406PB**)

If half set only required - add HANDING (e.g. **4406PB/LH**).

4412-5 & 4422-5:

- 1) select PLATE SIZE & FUNCTION (e.g. **4413**)
- 2) add FINISH (e.g. **4413PC**)
- 3) add CENTRES (e.g. **4413PC57**)

If half set only required add HANDING (e.g. **4413PC57/LH**).


4417-9 & 4427-9:

- 1) select PLATE SIZE & TURN DESIGN (e.g. **4419**)
- 2) add FINISH (e.g. **4419PC**)
- 3) add CENTRES (e.g. **4419PC57**)


For half set coding add T (turn) or R (release) and HANDING (e.g. **4419R/PC57/LH**).

* For coin release with indication please contact us for coding information.


Finishes - See our price list or website for finish availability.



▲ 4411/4421 latch/passage




▲ 4412/4422 keyhole




▲ 4413/4423 keyhole with cover



▲ 4414/4424 oval cylinder



▲ 4415/4425 euro cylinder




▲ 4417/4427 privacy turn




▲ 4418/4428 privacy turn



▲ 4419/4429 privacy turn



▲ standard release supplied with privacy sets



▲ release with indication (* see notes)

privacy turns & releases supplied loose for on-site handing - assembly tool supplied



Door Lever Sets - 44 series

Traditional spring loaded Door Lever Sets offered in Latch/Passage, Privacy, Keyhole and Profile Cylinder configurations.



4452 RH shown

▲ 4452/4453



▲ 4450/4451†

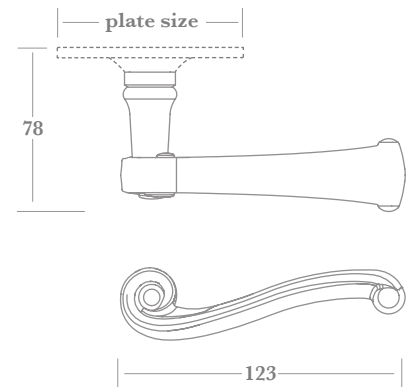


▲ 4456



▲ 4461-9

▲ 4471-9



	4450	4451	4452	4453	4456	4461-9	4471-9
Plate Size	Ø 60	Ø 51†	Ø 54	Ø 60	102 x 40	175 x 40	230 x 40

† Ø 51 rose design has 4 screw holes



Microtite, Fixed Dead and Unsprung options available - see page DF1:210

Fixings

Standard Lever Sets are designed for uncontrolled, hinged, solid residential doors and are supplied with finish matched no.6 x 19mm wood screws (except 4452 & 4453 Concealed Fix Rosette - supplied with no.6 x 19mm wood screws and M5 x 70mm machine screws for bolt through fixing - see page DF1:210); and an 8mm x 90mm stainless steel spindle (60mm max. door thickness).

Alternative spindle lengths and functions are available - see page DF1:210.

NB. Microtite Spindle Option is recommended for hollow core doors or those with door controls and/or seals.

How to Order

Split Finish Sets - order as singles

4450, 4451, 4452, 4453, 4456, 4461 & 4471:

- 1) select LEVER SET (e.g. **4456**)
- 2) add FINISH (e.g. 4456**PB**)

If half set only required - add HANDING (e.g. 4456**PB/LH**).

4462-5 & 4472-5:

- 1) select PLATE SIZE & FUNCTION (e.g. **4463**)
- 2) add FINISH (e.g. 4463**PC**)
- 3) add CENTRES (e.g. 4463**PC57**)


If half set only required add HANDING (e.g. 4463**PC57/LH**).

4467-9 & 4477-9:


- 1) select PLATE SIZE & TURN DESIGN (e.g. **4469**)
 - 2) add FINISH (e.g. 4469**PC**)
 - 3) add CENTRES (e.g. 4469**PC57**)
- For half set coding add T (turn) or R (release) and HANDING (e.g. 4469**R/PC57/LH**).

* For coin release with indication please contact us for coding information.


Finishes - See our price list or website for finish availability.



▲ 4461/4471 latch/passage




▲ 4462/4472 keyhole




▲ 4463/4473 keyhole with cover



▲ 4464/4474 oval cylinder



▲ 4465/4475 euro cylinder




▲ 4467/4477 privacy turn




▲ 4468/4478 privacy turn



▲ 4469/4479 privacy turn



▲ standard release supplied with privacy sets





▲ release with indication (* see notes)

privacy turns & releases supplied loose for on-site handing - assembly tool supplied

Door Lever Sets - 90 series

Traditional spring loaded Door Lever Sets offered in Latch/Passage, Privacy, Keyhole and Profile Cylinder configurations.



RH shown

▲ 9032




▲ 9031



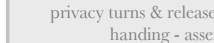
▲ 9021-7



▲ 9011/9021 latch/passage



▲ 9017/9027 privacy turn




privacy turns & releases supplied loose for on-site handing - assembly tool supplied



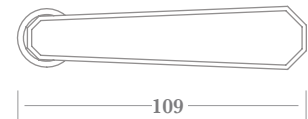
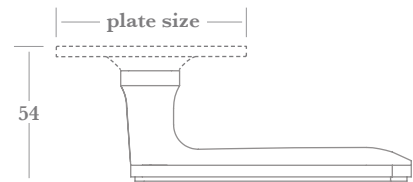
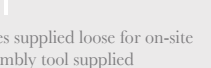
▲ 9011-7



▲ 9012/9022 keyhole



▲ standard release



	9031	9032	9021-7	9011-7
Plate Size	63 x 43	Ø 54†	150 x 50	200 x 50

†Ø 51 face fixed roses are available upon request



Microtite, Fixed Dead and Unsprung options available - see page DF1:210

Fixings

Standard Lever Sets are designed for uncontrolled, hinged, solid residential doors and are supplied with finish matched no.6 x 19mm wood screws (except 9032 Concealed Fix Rosette - supplied with no.6 x 19mm wood screws and M5 x 70mm machine screws for bolt through fixing - see page DF1:210); and an 8mm x 90mm stainless steel spindle (60mm max. door thickness).

Alternative spindle lengths and functions are available - see page DF1:210.

NB. Microtite Spindle Option is recommended for hollow core doors or those with door controls and/or seals.

How to Order

Split Finish Sets - order as singles

9031, 9032, 9011 & 9021:

- 1) select LEVER SET (e.g. **9031**)
 - 2) add FINISH (e.g. 9031**PB**)
- If half set only required - add HANDING (e.g. 9031**PB/LH**).

9012-5 & 9022-5:

- 1) select PLATE SIZE & FUNCTION (e.g. **9012**)
 - 2) add FINISH (e.g. 9012**PC**)
 - 3) add CENTRES (e.g. 9012**PC57**)
- If half set only required add HANDING (e.g. 9012**PC57/LH**).

9017 & 9027:

- 1) select PLATE SIZE (e.g. **9017**)
 - 2) add FINISH (e.g. 9017**PC**)
 - 3) add CENTRES (e.g. 9017**PC57**)
- For half set coding add T (turn) or R (release) and HANDING (e.g. 9017**R/PC57/LH**).

* For coin release with indication please contact us for coding information.

Finishes - See our price list or website for finish availability.

Door Lever Sets - 37 series

Spring loaded Door Lever Sets offered in Latch/Passage, Privacy, Keyhole and Profile Cylinder configurations.



▲ 3711



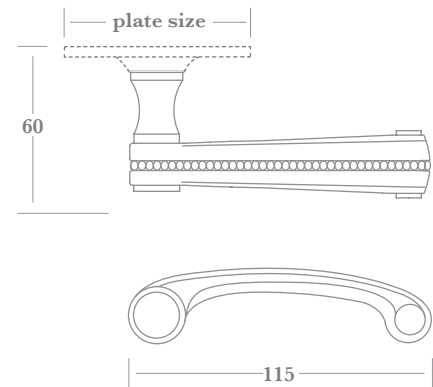
▲ 3741




▲ 3751-9



▲ 3761-9



	3711	3741	3751-9	3761-9
Plate Size	Ø 60	100 x 50	150 x 50	280 x 50



Microtite, Fixed Dead and Unsprung options available - see page DF1:210

Fixings

Standard Lever Sets are designed for uncontrolled, hinged, solid residential doors and are supplied with finish matched no.6 x 19mm wood screws and an 8mm x 90mm stainless steel spindle (60mm max. door thickness).

Alternative spindle lengths and functions are available - see DF1:210.

NB. Microtite Spindle Option is recommended for hollow core doors or those with door controls and/or seals.

How to Order

Split Finish Sets - order as singles

3711, 3741, 3751 & 3761:

- 1) select LEVER SET (e.g. **3741**)
- 2) add FINISH (e.g. 3741**PB**)

If half set only required - add HANDING (e.g. 3741**PB/LH**).

3752-5 & 3762-5:

- 1) select PLATE SIZE & FUNCTION (e.g. **3753**)
- 2) add FINISH (e.g. 3753**PC**)
- 3) add CENTRES (e.g. 3753**PC57**)

If half set only required add HANDING (e.g. 3753**PC57/LH**).


3757-9 & 3767-9:

- 1) select PLATE SIZE & TURN DESIGN (e.g. **3759**)
 - 2) add FINISH (e.g. 3759**PC**)
 - 3) add CENTRES (e.g. 3759**PC57**)
- For half set coding add T (turn) or R (release) and HANDING (e.g. 3759**R/PC57/LH**).

* For coin release with indication please contact us for coding information.

Finishes - See our price list or website for finish availability.


▲ 3751/3761
latch/passage



▲ 3757/3767
privacy turn



▲ 3752/3762
keyhole



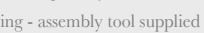
▲ 3758/3768
privacy turn



▲ 3753/3763
keyhole with cover



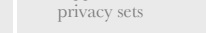
▲ 3759/3769
privacy turn




▲ 3754/3764
oval cylinder



▲ standard release
supplied with
privacy sets



▲ 3755/3765
euro cylinder



▲ release with
indication
(* see notes)



privacy turns & releases supplied loose for on-site handing - assembly tool supplied

Door Lever Sets - 42 series

Traditional spring loaded Door Lever Sets offered in Latch/Passage, Privacy, Keyhole and Profile Cylinder configurations.



RH shown

▲ 4202/4203



▲ 4200/4201

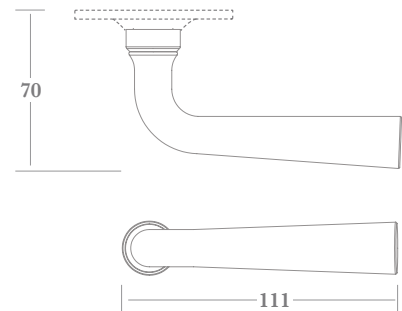
▲ 4206



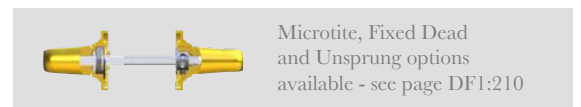
▲ 4211-9



▲ 4221-9



	4200	4201	4202	4203	4206	4211-9	4221-9
Plate Size	Ø 51	Ø 60	Ø 54	Ø 60	102 x 41	152 x 41	220 x 41



Fixings

Standard Lever Sets are designed for uncontrolled, hinged, solid residential doors and are supplied with finish matched no.6 x 19mm wood screws (except 4202 Concealed Fix Rosette - supplied with no.6 x 19mm wood screws and M5 x 70mm machine screws for bolt through fixing - see page DF1:210); and an 8mm x 90mm stainless steel spindle (60mm max. door thickness).

Alternative spindle lengths and functions are available - see page DF1:210.

NB. Microtite Spindle Option is recommended for hollow core doors or those with door controls and/or seals.

How to Order

Split Finish Sets - order as singles

4200, 4202, 4206, 4211 & 4221:

1) select LEVER SET (e.g. **4206**)

2) add FINISH (e.g. **4206PB**)

If half set only required - add HANDING (e.g. **4206PB/LH**).

4212-5 & 4222-5:

1) select PLATE SIZE & FUNCTION (e.g. **4213**)

2) add FINISH (e.g. **4213PC**)

3) add CENTRES (e.g. **4213PC57**)

If half set only required add HANDING (e.g. **4213PC57/LH**).

4217-9 & 4227-9:

1) select PLATE SIZE & TURN DESIGN (e.g. **4219**)

2) add FINISH (e.g. **4219PC**)

3) add CENTRES (e.g. **4219PC57**)


For half set coding add T (turn) or R (release) and HANDING (e.g. **4219R/PC57/LH**).

* For coin release with indication please contact us for coding information.

Finishes - See our price list or website for finish availability.



▲ 4211/4221 latch/passage




▲ 4212/4222 keyhole



▲ 4213/4223 keyhole with cover



▲ 4214/4224 oval cylinder



▲ 4215/4225 euro cylinder




▲ 4217/4227 privacy turn



▲ 4218/4228 privacy turn



▲ 4219/4229 privacy turn



▲ standard release supplied with privacy sets



▲ release with indication (* see notes)

privacy turns & releases supplied loose for on-site handing - assembly tool supplied

Door Lever Sets - 57 series

Traditional spring loaded Door Lever Sets offered in Latch/Passage, Privacy, Keyhole and Profile Cylinder configurations.



RH shown


▲ 5722



▲ 5746



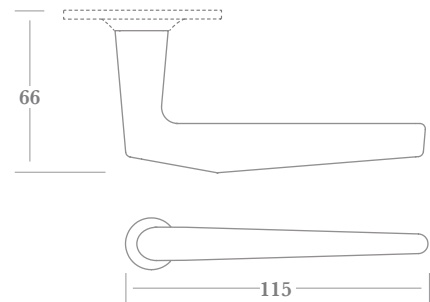
▲ 5751-9



▲ 5720



▲ 5761-9



	5720	5722	5746	5751-9	5761-9
Plate Size	Ø 51	Ø 54	102 x 41	152 x 41	220 x 41



Microtite, Fixed Dead and Unsprung options available - see page DF1:210

Fixings

Standard Lever Sets are designed for uncontrolled, hinged, solid residential doors and are supplied with finish matched no.6 x 19mm wood screws (except 5722 Concealed Fix Rosette - supplied with no.6 x 19mm wood screws and M5 x 70mm machine screws for bolt through fixing - see page DF1:210); and an 8mm x 90mm stainless steel spindle (60mm max. door thickness).

Alternative spindle lengths and functions are available - see page DF1:210.

NB. Microtite Spindle Option is recommended for hollow core doors or those with door controls and/or seals.

How to Order

Split Finish Sets - order as singles

5720, 5722, 5746, 5751 & 5761:

1) select LEVER SET (e.g. **5746**)

2) add FINISH (e.g. **5746PB**)

If half set only required - add HANDING (e.g. **5746PB/LH**).

5752-5 & 5762-5:

1) select PLATE SIZE & FUNCTION (e.g. **5753**)

2) add FINISH (e.g. **5753PC**)

3) add CENTRES (e.g. **5753PC57**)

If half set only required add HANDING (e.g. **5753PC57/LH**).

5757-9 & 5767-9:

1) select PLATE SIZE & TURN DESIGN (e.g. **5759**)




2) add FINISH (e.g. **5759PC**)

3) add CENTRES (e.g. **5759PC57**)


For half set coding add T (turn) or R (release) and HANDING (e.g. **5759R/PC57/LH**).

* For coin release with indication please contact us for coding information.



Finishes - See our price list or website for finish availability.


▲ 5751/5761
latch/passage

▲ 5752/5762
keyhole

▲ 5753/5763
keyhole with cover

▲ 5754/5764
oval cylinder

▲ 5755/5765
euro cylinder

▲ 5757/5767
privacy turn



▲ 5758/5768
privacy turn

▲ 5759/5769
privacy turn

▲ standard release
supplied with
privacy sets

▲ release
with indication
(* see notes)

privacy turns & releases supplied loose for on-site handing - assembly tool supplied

Door Lever Sets - 61 series

Traditional spring loaded Door Lever Sets offered in Latch/Passage, Privacy, Keyhole and Profile Cylinder configurations.



6103 RH shown

Fixings

Standard Lever Sets are designed for uncontrolled, hinged, solid residential doors and are supplied with finish matched no.6 x 19mm wood screws (except 6102 & 6103 Concealed Fix Rosette - supplied with no.6 x 19mm wood screws and M5 x 70mm machine screws for bolt through fixing - see page DF1:210); and an 8mm x 90mm stainless steel spindle (60mm max. door thickness).

Alternative spindle lengths and functions are available - see page DF1:210.

NB. Microtite Spindle Option is recommended for hollow core doors or those with door controls and/or seals.

How to Order

Split Finish Sets -
order as singles

6100, 6101, 6102, 6103, 6116, 6121 & 6131:

- 1) select LEVER SET (e.g. **6116**)
- 2) add FINISH (e.g. 6116**PB**)

If half set only required - add HANDING (e.g. 6116**PB/LH**).

6122-5 & 6132-5:

- 1) select PLATE SIZE & FUNCTION (e.g. **6123**)
 - 2) add FINISH (e.g. 6123**PC**)
 - 3) add CENTRES (e.g. 6123**PC57**)
- If half set only required add HANDING (e.g. 6123**PC57/LH**).

6127-9 & 6137-9:

- 1) select PLATE SIZE & TURN DESIGN (e.g. **6129**)
- 2) add FINISH (e.g. 6129**PC**)
- 3) add CENTRES (e.g. 6129**PC57**)

For half set coding add T (turn) or R (release) and HANDING (e.g. 6129**R/PC57/LH**).

* For coin release with indication please contact us for coding information.

Finishes - See our price list or website for finish availability.

▲ 6102/6103




▲ 6100/6101†




▲ 6116




▲ 6121-9




▲ 6131-9



▲ 6121/6131 latch/passage




▲ 6122/6132 keyhole



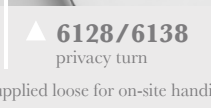
▲ 6123/6133 keyhole with cover




▲ 6124/6134 oval cylinder




▲ 6125/6135 euro cylinder




▲ 6127/6137 privacy turn



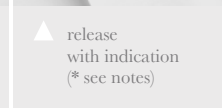
▲ 6128/6138 privacy turn



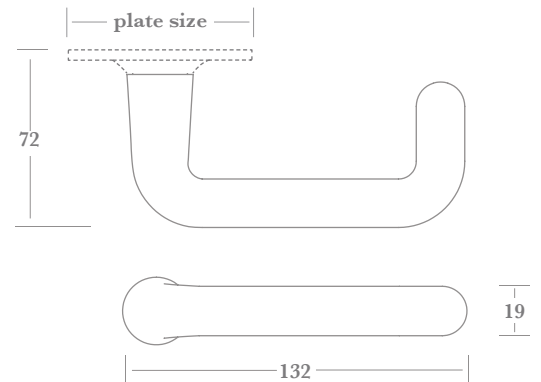
▲ 6129/6139 privacy turn



▲ standard release supplied with privacy sets



▲ release with indication (* see notes)



	6100	6101	6102	6103	6116	6121-9	6131-9
Plate Size	Ø 60	Ø 51†	Ø 54	Ø 60	102 x 41	152 x 41	220 x 41

† Ø 51 rose design has 4 screw holes



Microtite, Fixed Dead and Unsprung options available - see page DF1:210

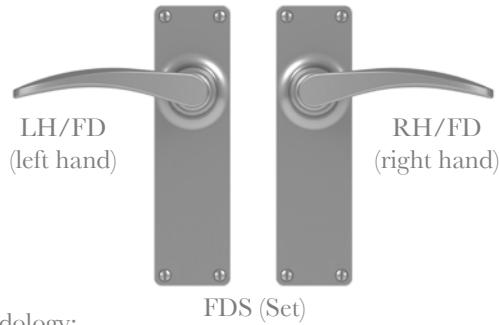
privacy turns & releases supplied loose for on-site handing - assembly tool supplied

Door Lever Options

Fixed Dead (Dummy) Option

As an alternative to using Taylors Spindles we can factory fix dead levers to plates and roses.

To order this option, add **FD** to code for half sets (e.g. 5521PB/RH/**FD**), or **FDS** for full sets (e.g. 5521PB/**FDS**).

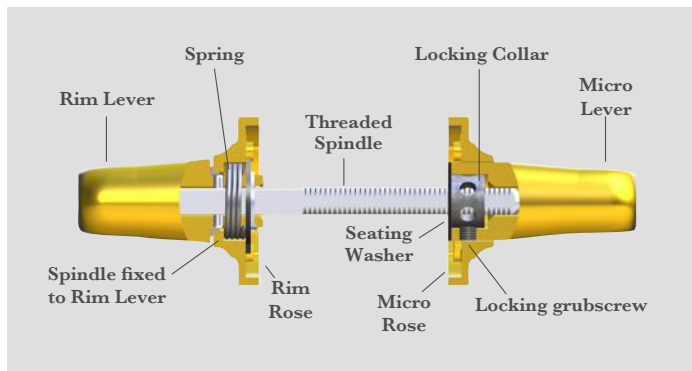
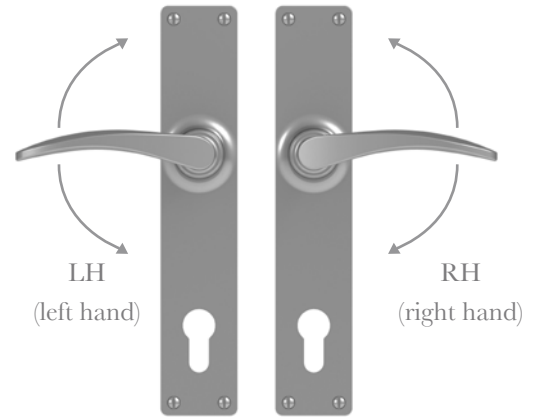


Methodology:

Plate adapted to prevent lever from rotating, then an M10 Clamping Bolt with threadlock secures lever in place.

Unsprung Option


All traditional Levers are available Unsprung, which will facilitate use with a multipoint lock mechanism. To order this option add **NSP** to code (e.g. 5535PC92/**NSP** for full sets & 5535PC92/LH/**NSP** for half sets).



Microtite Option

- Recommended for hollow core doors or those fitted with a door control and/or seals.
- Unique sprung design.
- Infinitely adjustable for doors between 35mm and 65mm thick.
- All the pulling force is transferred through the spindle.
- No visible grub screw.
- Split finish sets are available - please contact us for coding and pricing information.

To order this option add **MC** after primary code (e.g. 4478**MC**/PC72)



Concealed Fix Rosettes



All traditional Levers (section DF1) are available fitted to concealed fix, sprung loaded, rosettes.

These provide for woodscrew fixing and/or through bolt fixing using break-off machine screws at 38mm centres in a horizontal orientation.

Alternative orientations (eg. vertical) can be provided - please contact us for further information.

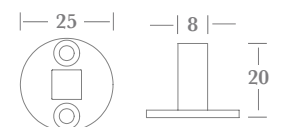
Fixings provided (all stainless steel) - 8pcs no.6 x 19mm wood screws & 2pcs M5 x 70mm break-off machine screws per set (screw pack also available separately - code 01/036).

Spindle Options



	A	B	C
L (length)	90	130	175

▲ **9005 Plain Spindle** (stainless steel)



For fixed dead mounting of traditional knob & lever furniture (sections DF1 & DF2). Supplied with no.6 x 19mm wood screws.

▲ **9000 Taylors Spindle** (zinc plated steel)

Multipoint Lever Sets - 397 Series

An unsprung, Regency style, Door Lever Set, configured to work with both European and US Multipoint Locks. Alternative through-bolt positions are available upon request.



397M08/PC/3711/RH shown

Fixings

Supplied with M5 x 25mm finish matched slotted blind nuts, M5 allthreads and an 8mm x 110mm stainless steel lockpoint spindle with grub screws, all to suit doors up to 75mm thick.

How to Order

Split Finish Sets - order as singles

- 1) select LOCK TYPE (e.g. **397M**)
- 2) add FUNCTION code (e.g. **397M02**)
- 3) choose TURN, see Allart Select pages ST7:130/140 for Turn options (e.g. **397M02/T61**)
- 3) add FINISH (e.g. **397M02/T61/ABU**)
- 4) choose LEVER, see Allart Select section ST1 for Lever options (use code 3711 for Lever illustrated here) (e.g. **397M02/T61/ABU/7771**)
- 5) add HANDING (e.g. **397M02/T61/ABU/7771RH**).

For FIX DEAD pairs of plates add FDS to code (e.g. **397M04/ABU/7771RH/FDS**).

For FIX DEAD single plates add FD to code (e.g. **397M09/ABU/7771RH/FD**).

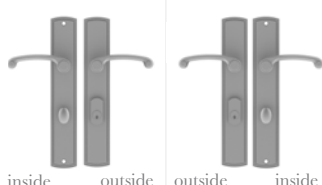
NB. Multipoint Lock Sets are handed from the OUTSIDE plate - see illustrations.

FIX DEAD DUMMY OPTION



Achieved by custom machining Backplate & Lever

MULTIPOINT SET HANDING



inside outside

outside inside

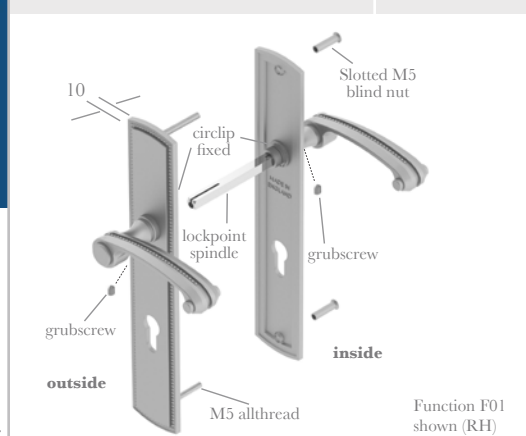
RH SET

LH SET

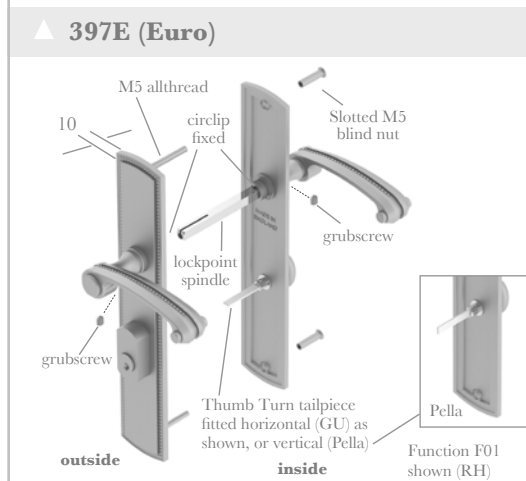
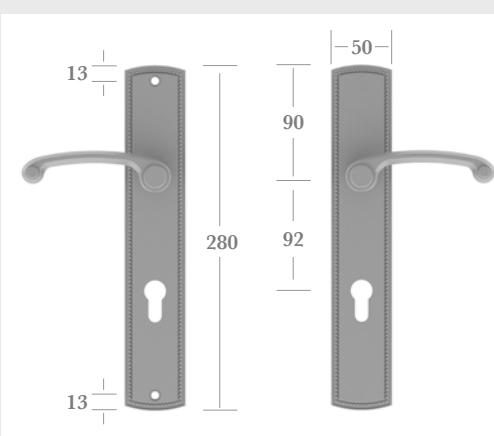


397E

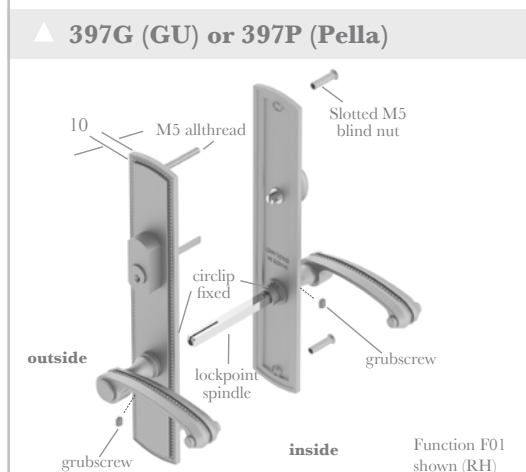
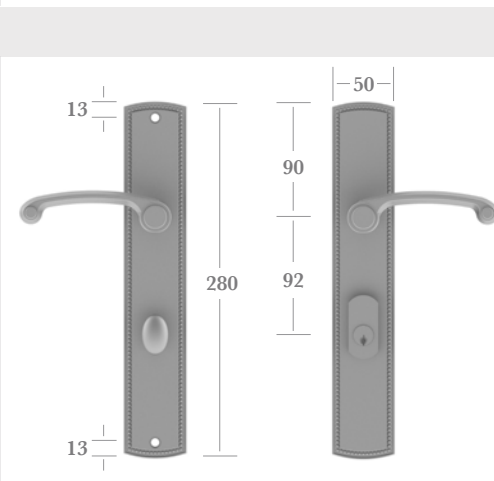
397G/397P



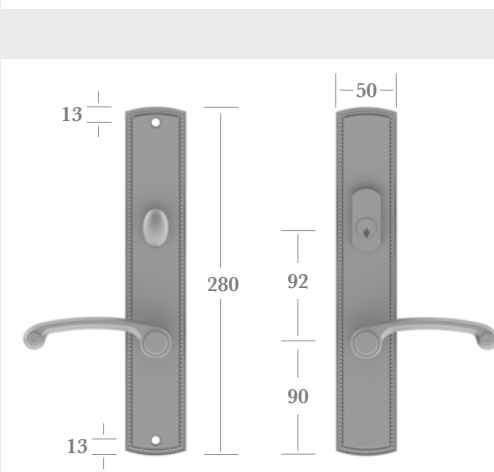
Function F01 shown (RH)



Function F01 shown (RH)



Function F01 shown (RH)



397M (Marvin)

LEVER & TURN OPTIONS

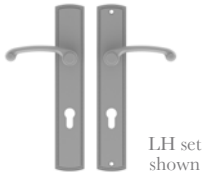
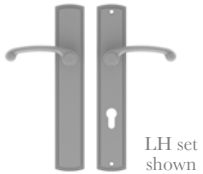

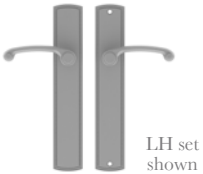








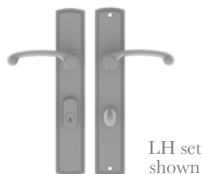
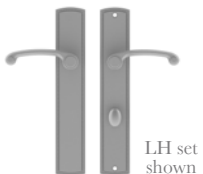

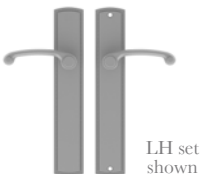






See section ST1 for Lever options

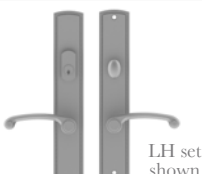

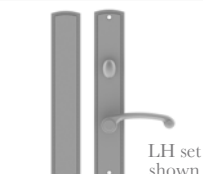
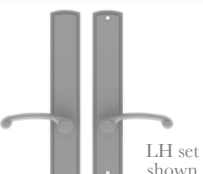


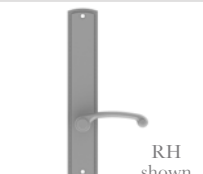

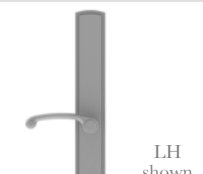



See pages ST6:020 & 030 for Turn options

Function Codes - 397 Series Multipoint Locks

Euro Locks	E01	E02	E03	E04	E05
					
Outside Plate	Lever & Euro Cutout	Lever only (*)	Blank	Lever only (*)	Blank
Inside Plate	Lever & Euro Cutout	Lever & Euro Cutout	Lever & Euro Cutout	Lever only	Lever only
	E06	E07	E08	E09	E10
					
Outside Plate	—	—	Lever & Euro Cutout	Lever only	Blank
Inside Plate	Lever & Euro Cutout	Lever only	—	—	—

Pella & GU Locks	P01 or G01	P02 or G02	P03 or G03	P04 or G04	P05 or G05
					
Outside Plate	Lever & Lock Block	Lever only (*)	Blank	Lever only (*)	Blank
Inside Plate	Lever & Thumb Turn	Lever & Thumb Turn	Lever & Thumb Turn	Lever only	Lever only
	P06 or G06	P07 or G07	P08 or G08	P09 or G09	P10 or G10
					
Outside Plate	—	—	Lever & Lock Block	Lever only	Blank
Inside Plate	Lever & Thumb Turn	Lever only	—	—	—

Marvin Locks	M01	M02	M03	M04	M05
					
Outside Plate	Lever & Lock Block	Lever only (*)	Blank	Lever only (*)	Blank
Inside Plate	Lever & Thumb Turn	Lever & Thumb Turn	Lever & Thumb Turn	Lever only	Lever only
	M06	M07	M08	M09	M10
					
Outside Plate	—	—	Lever & Lock Block	Lever only	Blank
Inside Plate	Lever & Thumb Turn	Lever only	—	—	—

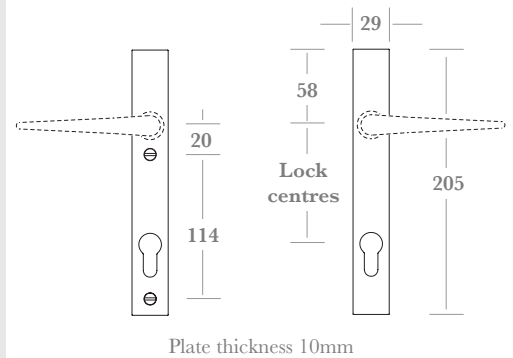
(*) If functions 02 & 04 are required with operating inside handles & fixed dead dummy outside handles, please order two separate single plates (Function codes 06-10)

Door Lever Sets - Multipoint Locks

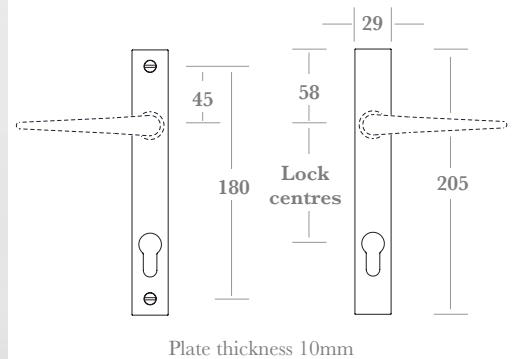
Two unsprung and two sprung Multipoint Lock Plate Sets, available with a choice of nine standard Lever designs. Each plate type is configured to work with different Lock through-bolt positions as illustrated. Alternative Levers and through-bolt positions are available upon request.



▲ 3004 (unsprung) / 3003 (sprung)



▲ 3006 (unsprung) / 3002 (sprung)



Fixings

Supplied with M5 x 25mm finish matched slotted blind nuts, M5 allthreads and an 8mm x 110mm stainless steel lockpoint spindle with grub screws, all to suit doors up to 75mm thick.

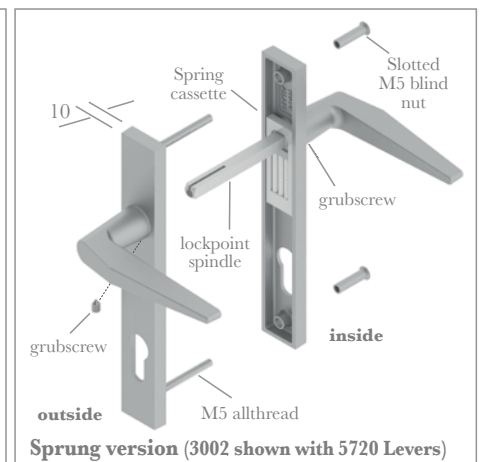
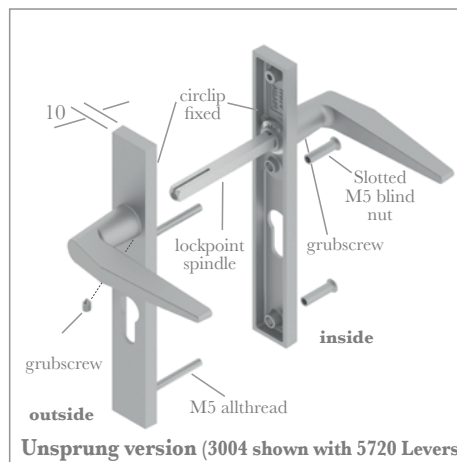
How to Order

Split Finish Sets - order as singles

- 1) select PLATE (note different fixing positions, and sprung/unsprung)
 - 2) add FINISH (e.g. 3004PC)
 - 3) add CENTRES (e.g. 3004PC92)
 - 4) add LEVER DESIGN (e.g. 3004PC92/5220)
 - 5) add HANDING*, unsprung versions only (e.g. 3004PC92/5220RH)
- *Handing not needed for sprung versions as levers are supplied loose, unsprung version levers are circlip fixed. Handing is from the OUTSIDE plate - see illustration.

Single Plates & Exterior Plate without Cylinder cutout are available - please contact us for coding information.

Finishes - See our price list or website for finish availability.



LEVER CODES

1501	1551	5220	5331	5361
				Please refer to pages DF1:010 to 140 for dimensional information
5410	5510	5720	9031	

alternative Levers available upon request

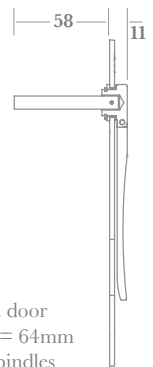
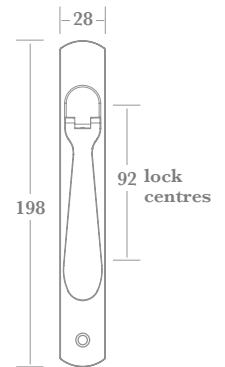
UPDATED
04/24

DF1:250

Bi-fold Door Handle & 3R35 Locking Latch

1210 is a Bi-fold Door Handle for sliding folding door sets. The handle is spring loaded to eliminate rattle.

1218 is a Reversible sprung Door Lever Set designed to operate a Chubb/Union 3R35 Locking Latch, with a choice of alternative levers available.



minimum door thickness = 64mm (shorter spindles available on request)

▲ 1210

Fixings

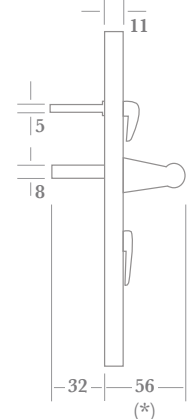
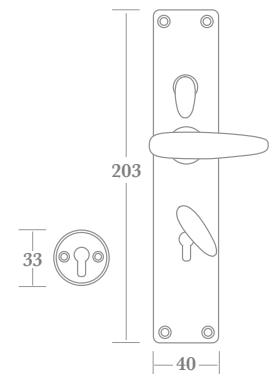
1210 - Supplied with finish matched no.8 x 38mm wood screws and fixed 8mm spindle (90mm max. door thickness).

1218 - Plate supplied with finish matched no.6 x 25mm wood screws. Escutcheon supplied with finish matched no.4 x 13mm wood screws.

How to Order

- 1) select HANDLE or LATCH (e.g. 1218).
- 2) add FINISH (e.g. 1218PB).

Finishes - See our price list or website for finish availability.



(*) projection will vary if alternative lever specified

▲ 1218



A large choice of alternative levers are available upon request.

Door Knob Sets

Four classic non-sprung Door Knob designs available in a variety of sizes, functions, and configurations.



Fixings

Standard Knob Sets are designed for uncontrolled, hinged, solid residential doors and are supplied with finish matched no.6 x 19mm wood screws and 8mm x 130mm stainless steel spindle (60mm max. door thickness).

Alternative spindle lengths and functions are available - see page DF2:080.

NB. Microtite Spindle Option is recommended for hollow core doors or those fitted with door controls and/or seals.

How to Order

Split Finish Sets - order as singles

- 1) select KNOB SET (e.g. **1022**)
- 2) choose RIM or MICROTITE option if required (e.g. 1022**RM** or 1022**MC**)
- 3) add FINISH (e.g. 1022**PB**, 1022**RM/PB** or 1022**MC/PB**).
- 4) add SIZE (e.g. 1022**PB/B**, 1022**RM/PB/B** or 1022**MC/PB/B**).

For FIXED DEAD (Dummy) FULL SETS add FDS (e.g. 1022**PB/B/FDS**).


For HALF SET add H (e.g. 1022**PB/B/H**).

For FIXED DEAD (Dummy) HALF SET coding add FD (e.g. 1022**PB/B/FD**)


For RIM END HALF SET coding add RE to primary code (e.g. 1022**RE/PB/B**).

For use with 7.2mm spindles, add BWN to code (e.g. 1022**PB/B/BWN**).


Finishes - See our price list or website for finish availability.



▲ 1022



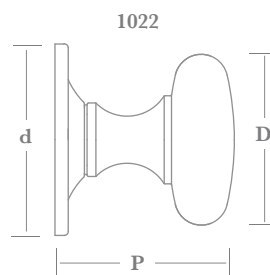
▲ 3048



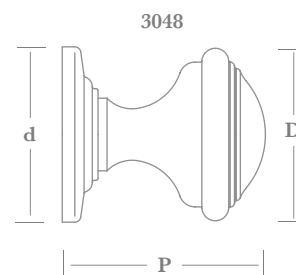
▲ 3035



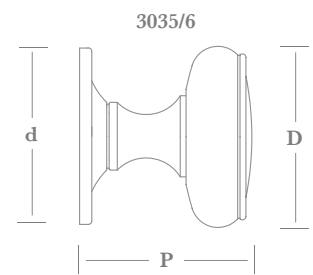
▲ 3036



1022



3048



3035/6

		D (diameter)	d (diameter)	P (projection)
1022	A	Ø 57	Ø 65	61
3035				
3036	B	Ø 62	Ø 70	66
3048	A	Ø 54	Ø 57	63
	B	Ø 60	Ø 63	66

Options available - see page DF2:080



Rim Lock



Microtite Spindle



Fixed Dead

Door Knob Sets

Four classic non-sprung Door Knob designs, each available in four sizes, and a variety of functions and configurations.



Fixings

Standard Knob Sets are designed for uncontrolled, hinged, solid residential doors and are supplied with finish matched no.6 x 19mm wood screws and 8mm x 130mm stainless steel spindle (60mm max. door thickness).

Alternative spindle lengths and functions are available - see page DF2:080.

NB. Microtite Spindle Option is recommended for hollow core doors or those fitted with door controls and/or seals.

How to Order

Split Finish Sets -
order as singles

- 1) select KNOB SET (e.g. **3045**)
- 2) choose RIM or MICROTITE option if required (e.g. 3045**RM** or 3045**MC**)
- 3) add FINISH (e.g. 3045**PB**, 3045**RM/PB** or 3045**MC/PB**).
- 4) add SIZE (e.g. 3045**PB/B**, 3045**RM/PB/B** or 3045**MC/PB/B**).

For FIXED DEAD (Dummy) FULL SETS add FDS (e.g. 3045**PB/B/FDS**).

For HALF SET add H (e.g. 3045**PB/B/H**).

For FIXED DEAD (Dummy) HALF SET coding add FD (e.g. 3045**PB/B/FD**)


For RIM END HALF SET coding add RE to primary code (e.g. 3045**RE/PB/B**).

For use with 7.2mm spindles, add BWN to code (e.g. 3045**PB/B/BWN**).

Finishes - See our price list or website for finish availability.



▲ 3034



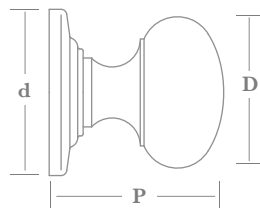
▲ 3038



▲ 3041




▲ 3045



	AA(*)	A	B	C
D (diameter)	Ø 44	Ø 50	Ø 57	Ø 63
d (diameter)	Ø 51	Ø 57	Ø 64	Ø 70
P (projection)	52	60	66	70

(*) AA size not available with Microtite Spindle Option

Options available - see page DF2:080



Door Knob Sets

Four classic non-sprung Door Knob designs available in a variety of functions and configurations.

Each knob is precision CNC machined for accuracy and consistent fine detailing.



▲ 1023



▲ 1014



▲ 1027



▲ 1018

Fixings

Standard Knob Sets are designed for uncontrolled, hinged, solid residential doors and are supplied with finish matched no.6 x 19mm wood screws. 1023 and 1027 supplied with 8mm x 130mm stainless steel spindle (60mm max. door thickness), 1014 and 1018 supplied with 8mm x 175mm stainless steel spindle (76mm max. door thickness).

Alternative spindle lengths and functions are available - see page DF2:080.

NB. Microtite Spindle Option is recommended for hollow core doors or those fitted with door controls and/or seals.

How to Order

Split Finish Sets - order as singles

- 1) select KNOB SET (e.g. **1014**)
- 2) choose RIM or MICROTITE option if required (e.g. 1014**RM** or 1014**MC**)
- 3) add FINISH (e.g. 1014**PB**, 1014**RM/PB** or 1014**MC/PB**).

For FIXED DEAD (Dummy) FULL SETS add FDS (e.g. 1014**PB/B/FDS**).

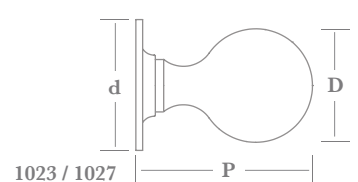
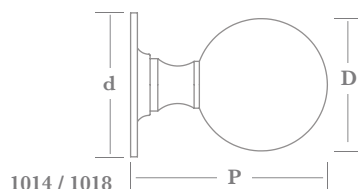
For HALF SET add H (e.g. 1014**PB/H**).

For FIXED DEAD (Dummy) HALF SET coding add FD (e.g. 1014**PB/FD**)

For RIM END HALF SET coding add RE to primary code (e.g. 1014**RE/PB**).


For use with 7.2mm spindles, add BWN to code (e.g. 1014**PB/BWN**).

Finishes - See our price list or website for finish availability.



	D (diameter)	d (diameter)	P (projection)
1023	Ø 46	Ø 57	78
1014	Ø 55	Ø 63	85
1027	Ø 45	Ø 57	78
1018	Ø 54	Ø 63	85


Options available - see page DF2:080



Door Knob Sets

Two classic non-sprung Door Knob designs available in a variety of functions, and configurations.

The bead detail on the 3821 is formed in the forging die and therefore has larger beads than the 3036 & 3038 knobs shown on previous pages.



▲ **3037** (no microtite option available - supplied with lockpoint spindle & grub screw as standard)



▲ **3821**

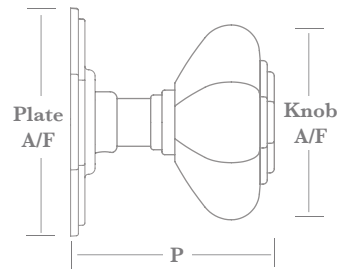
Fixings

Standard Knob Sets are designed for uncontrolled, hinged, solid residential doors and are supplied with finish matched no.6 x 19mm wood screws and 8mm x 130mm stainless steel spindle (60mm max. door thickness).

NB. 3821 Microtite Spindle Option is recommended for hollow core doors or those fitted with door controls and/or seals.

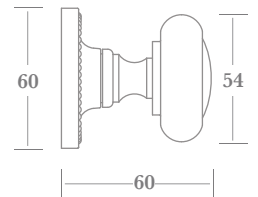
3037 only - supplied with stainless steel lockpoint spindle and grub screw as standard (64mm max door thickness).

Alternative spindle lengths and functions are available - see page DF2:080.



3037	A	B
Knob A/F	57	69
Plate A/F	64	78
P (projection)	64	73

A/F = dimension across flats



How to Order

Split Finish Sets -
order as singles

- 1) select KNOB SET (e.g. **3821**)
- 2) choose RIM or MICROTITE option if required (e.g. 3821**RM** or 3821**MC**)
- 3) add FINISH (e.g. 3821**PB**, 3821**RM/PB** or 3821**MC/PB**).
- 4) add SIZE 3037 only (e.g. 3037**PB/B**).

For FIXED DEAD (Dummy) FULL SETS add FDS (e.g. 3037**PB/B/FDS**).

For HALF SET add H (e.g. 3821**PB/H** or 3037**PB/B/H**).

For FIXED DEAD (Dummy) HALF SET coding add FD (e.g. 3821**PB/FD**).

For RIM END HALF SET coding add RE to primary code (e.g. 3821**RE/PB**).

For use with 7.2mm spindles, diamond orientation, add BWN to code (e.g. 3821**PB/BWN** or 3037**PB/B/BWN**).

Finishes - See our price list or website for finish availability.

Options available - see page DF2:080



Rim Lock



Microtite Spindle



Fixed Dead

Door Knob Sets

Two sizes of non-sprung Oval Door Knobs offered fitted to a choice of either Square, Round or Oval Rosettes.

The Square Plate can also be installed in a diamond orientation if desired.




square/diamond plate

▲ 9150




square/diamond plate

▲ 9154




round rosette

▲ 1017



oval rosette

▲ 9152



round rosette

▲ 1021



oval rosette

▲ 9151

Fixings

Standard Knob Sets are designed for uncontrolled, hinged, solid residential doors and are supplied with finish matched no.6 x 19mm wood screws and 8mm x 130mm stainless steel spindle (60mm max. door thickness).

Alternative spindle lengths and functions are available - see page DF2:080.

NB. Microtite Spindle Option is recommended for hollow core doors or those fitted with door controls and/or seals.

How to Order

Split Finish Sets - order as singles

- 1) select KNOB SET (e.g. **1021**)
- 2) choose RIM or MICROTITE option if required (e.g. 1021**RM** or 1021**MC**)
- 3) add FINISH (e.g. 1021**PB**, 1021**RM/PB** or 1021**MC/PB**).

For FIXED DEAD (Dummy) FULL SETS add FDS (e.g. 1021**PB/B/FDS**).

For HALF SET add H (e.g. 1021**PB/H**).

For FIXED DEAD (Dummy) HALF SET coding add FD (e.g. 1021**PB/FD**)

For RIM END HALF SET coding add RE to primary code (e.g. 1021**RE/PB**).

For use with 7.2mm spindles, diamond orientation, add BWN to code (e.g. 1021**PB/BWN**).

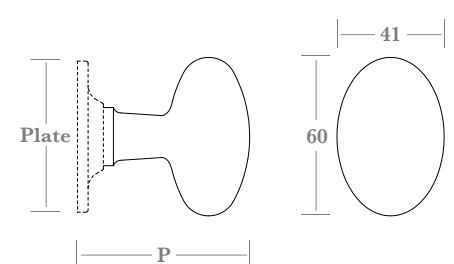
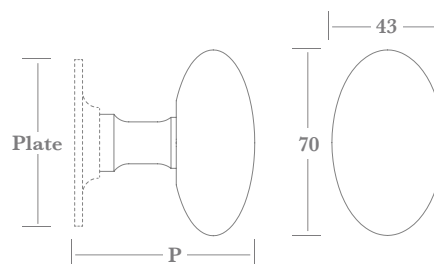



	plate size	P (projection)
9150	57 sq	66
1017	Ø 64	69
9152	70 x 46	69

	plate size	P (projection)
9154	57 sq	62
1021	Ø 57	65
9151	70 x 46	65

Options available - see page DF2:080



Finishes - See our price list or website for finish availability.

Door Knob Sets

A domed non-sprung Oval design Door Knob offered fitted to a choice of either Square, Round or Oval Rosettes - along with a non-sprung Art Deco design Door Knob on rectangular Plate.

Both knobs are available in a variety of functions and configurations.

The Square Plate can also be installed in a diamond orientation.



square/diamond plate

▲ 9155



round rosette

oval rosette

▲ 9157

▲ 9153

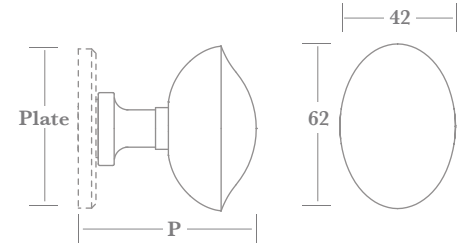


	plate size	P (projection)
9155	57 sq	64
9157	Ø 57	67
9153	70 x 46	67

Fixings

Standard Knob Sets are designed for uncontrolled, hinged, solid residential doors and are supplied with finish matched no.6 x 19mm wood screws and 8mm x 130mm stainless steel spindle (60mm max. door thickness).

Alternative spindle lengths and functions are available - see page DF2:080.

NB. Microtite Spindle Option is recommended for hollow core doors or those fitted with door controls and/or seals.

How to Order

Split Finish Sets - order as singles

- 1) select KNOB SET (e.g. **9155**)
- 2) choose RIM or MICROTITE option if required (e.g. 9155**RM** or 9155**MC**)
- 3) add FINISH (e.g. 9155**PB**, 9155**RM/PB** or 9155**MC/PB**).

For FIXED DEAD (Dummy) FULL SETS add FDS (e.g. 9155**PB/B/FDS**).

For HALF SET add H (e.g. 9155**PB/H**).

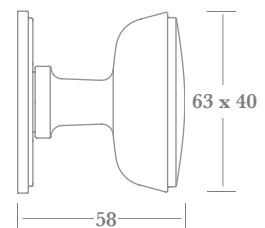
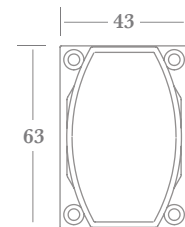
For FIXED DEAD (Dummy) HALF SET coding add FD (e.g. 9155**PB/FD**).

For RIM END HALF SET coding add RE to primary code (e.g. 9155**RE/PB**).

For use with 7.2mm spindles, diamond orientation, add BWN to code (e.g. 9155**PB/BWN**).




▲ 9231



Finishes - See our price list or website for finish availability.

Options available - see page DF2:080



Rim Lock

Microtite Spindle

Fixed Dead

Door Knob Sets & Ring Handles

A choice of two non-sprung Door Knobs fitted to large rectangular Backplates, traditionally known as 'School Board Plates'.

Two designs of non-sprung Ring Handle Sets, each available in two sizes, offered with a variety of functions and configurations.



Fixings

Standard Knob Sets are designed for uncontrolled, hinged, solid residential doors and are supplied with finish matched no.6 x 19mm wood screws and 8mm x 130mm stainless steel spindle (60mm max. door thickness).

Alternative spindle lengths and functions are available - see page DF2:080.

NB. Microtite Spindle Option is recommended for hollow core doors or those fitted with door controls and/or seals.

How to Order

Split Finish Sets -
order as singles

- 1) select KNOB/RING SET (e.g. **1040**)
- 2) choose RIM option if required (e.g. 1040**RM**)
- 3) add FINISH (e.g. 1040**PB** or 1040**RM/PB**)
- 4) add SIZE 1040/1 ONLY (e.g. 1040**PB/B** or 1040**RM/PB/B**).

For FIXED DEAD (Dummy) Full Set coding add FDS (e.g. 1040**PB/FDS**)

For HALF SET add H (e.g. 1040**PB/B/H**).

For FIXED DEAD (Dummy) HALF SET coding add FD (e.g. 1040**PB/B/FD**).

For RIM END HALF SET coding add RE to primary code (e.g. 1040**RE/PB/B**).

For use with 7.2mm spindles, diamond orientation, add BWN to code (e.g. 1040**PB/B/BWN**).

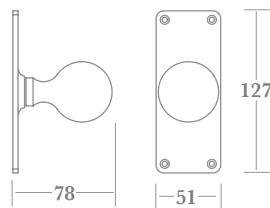
Finishes - See our price list or website for finish availability.



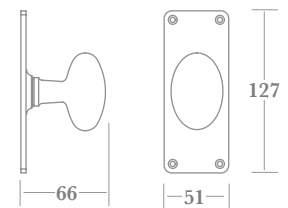
▲ 1024



▲ 1032



knob size 46 diameter



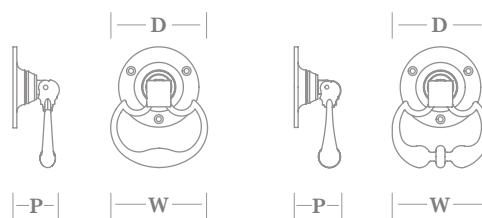
knob size 60 x 40



▲ 1040



▲ 1041



1040/1	A	B
P (projection)	34	36
W (width)	63	76
D (diameter)	63	63



RIM LOCK
OPTION

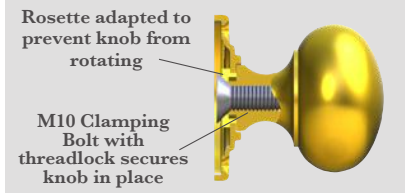
Please refer to page DF2:080
for further information

Door Knob Options

Fixed Dead (Dummy) Option

As an alternative to using Taylors Spindles (see below) we can factory fix dead Knobs to plates and roses.

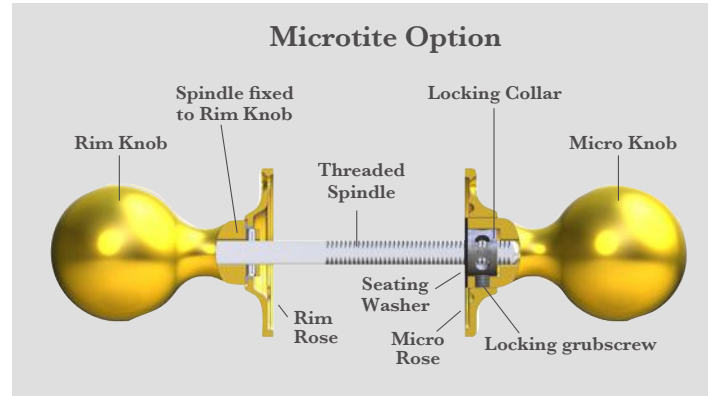
To order this option add **FD** to code for half sets (e.g. 3034PB/B/**FD**) or **FDS** for full sets (e.g. 3034PB/B/**FDS**).



Microtite Option

- Recommended for hollow core doors or those fitted with a door control and/or seals.
- Unique design.
- Infinitely adjustable for doors between 35mm and 65mm thick.
- All the pulling force transferred through the spindle.
- No visible grubscrew.
- Split finish sets are available - please contact for coding and pricing information.

To order this option add **MC** after primary code (e.g. 1064**MC**/PB).

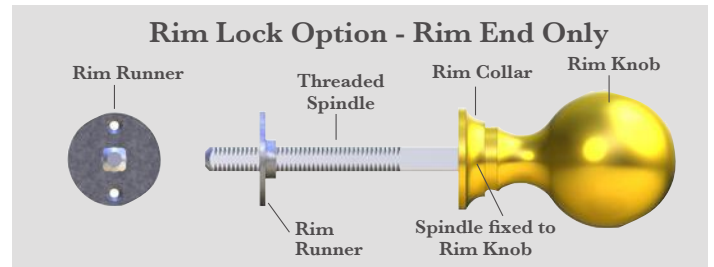
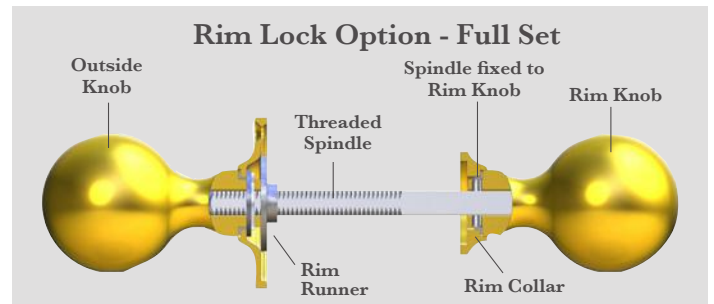


Rim Lock Options


- Unique design.
- Infinitely adjustable for overall thickness (door + rim lock) between 55mm and 95mm thick.
- All the pulling force from the rim lock side transferred through the spindle.
- No visible grubscrew.
- Split finish sets are available - please contact for coding and pricing information.

To order this option add **RM** after primary code (e.g. 1017**RM**/PB).

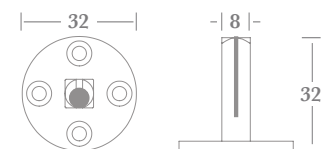
To order Rim End Only add **RE** after primary code (e.g. 1017**RE**/PB).



Spindle Options

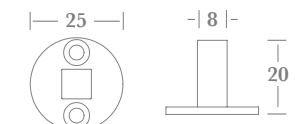


	A	B	C
L (length)	90	130	175



For fixed dead mounting of 1065 & 3037 knobs (DF2:040).
Supplied with no.6 x 19mm wood screws.

▲ **9001 Taylors Spindle** (stainless steel)



For fixed dead mounting of traditional knob & lever furniture (sections DF1 & DF2).
Supplied with no.6 x 19mm wood screws.

▲ **9000 Taylors Spindle** (zinc plated steel)

Pull Handles

A classic yet contemporary styled offset design offered either plain ended or with a choice of three finial designs, available rear bolt fix, in pairs for back-to-back installation, or adapted for face fixing.

These Pulls can also be fitted to a variety of different Back Plates if desired.



Fixings

Rear bolt fixing versions supplied with M8 x 50mm machine screws (longer screws available upon request).

Back-to-back fixed pairs supplied with M8 'beefeater' fixing system to suit doors up to 64mm thick.

Face fixed versions supplied with finished matched no.8 x 25mm wood screws.

How to Order

- 1) select HANDLE (e.g. **8066**)
- 2) add FINISH (e.g. **8066PB**)

To order a pair of Handles with BACK-TO-BACK fixing add BTB (e.g. **8061PB/BTB**).

NB. When fitting a BTB pair of Handles to an EXTERIOR door it is important the grubscrew fixing is on the internal face - please contact us for coding instructions.

For Pulls fitted to Back Plates - please contact us to discuss available options.

Finishes - See our price list or website for finish availability.



▲ **8046** (face fixed version **8044**)



▲ face fixed version base plate design



▲ handles fixed to plates are available



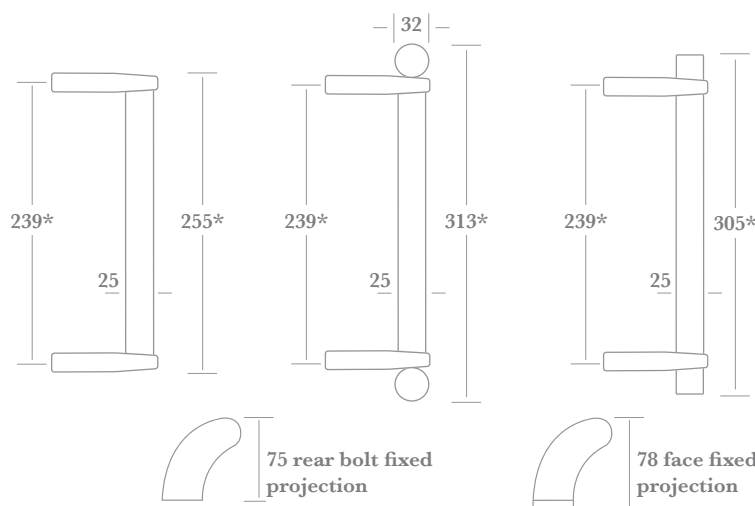
▲ **8060** (face fixed version **8065**)



▲ **8061** (face fixed version **8066**)



▲ **8062** (face fixed version **8067**)



Pull Handles

A selection of traditional face fixed, solid cast, offset design Pull Handles.

The 1433-5 design is available with a variety of installation options - including back-to-back fixed.

Complementary Finger Plates can be found on page DF3:150



Fixings

1433AA & 1433A supplied with finish matched no.6 x 19mm wood screws and M6 x 50mm machine screws (longer screws available upon request).

1433B & 1433C supplied as above, but with no.8 x 25mm wood screws.

1442, 1435AA & 1435A supplied with finish matched no.6 x 19mm wood screws.

1435B, 1435C, 1445 & 1446 supplied with no.8 x 25mm wood screws.

1434 supplied with M6 x 50mm machine screws (longer screws available upon request).

1433 & 1434 - Back-to-back fixed pairs supplied with M6 'beefeater' fixing system to suit doors up to 64mm thick.

How to Order

1) select HANDLE (e.g. **1435**)

2) add FINISH (e.g. 1435**PB**)

1433, 1434, 1435 & 1442 only - add SIZE (e.g. 1435**PB/B**).

1433 & 1434 only - to order a pair of Handles with BACK-TO-BACK fixing add BTB (e.g. 1433**PB/B/BTB**)

NB. When fitting a BTB pair of Handles to an EXTERIOR door it is important the grubscrew fixing is on the internal face - please contact us for coding instructions.

For Pulls fitted to Back Plates - please contact us to discuss available options.

Finishes - See our price list or website for finish availability.



▲ **1433** (face fixed & rear bolt fixing)
1435 (face fixed only)



▲ **1434** (rear bolt fixing)



▲ **1442**



▲ **1446**
Matching Finger Plate in solid bronze available - see DF3:150



▲ **1445**

		Overall Length	Centres	Plate width	Projection
1433-5	AA	158	116	-	42
	A	203	152	-	54
	B	254	191	-	61
	C	305	234	-	68
1442	A	152	-	-	36
	B	184	-	-	45
1445		305	-	45	50
1446		305	-	63	65

Pull Handles

A classic straight design Pull, offered in three lengths and available singly for rear bolt fixing, in pairs for back-to-back operation, or with concealed face fixed rosettes.

These Pulls can also be fitted to a variety of different Back Plates if desired.



Fixings

4325 supplied with M8 x 50mm machine screws (longer screws available upon request).

Back-to-back fixed pairs supplied with M8 'beefeater' fixing system to suit doors up to 64mm thick.

4330 supplied with no.6 x 25mm wood screws.

How to Order

1) select HANDLE (e.g. **4325**)

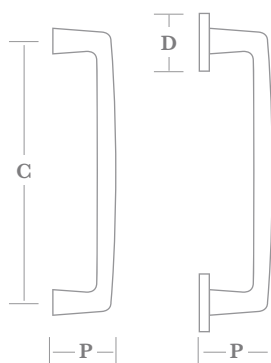
2) add FINISH (e.g. 4325**PC**)

3) add SIZE (e.g. 4325**PC/C**).

4325 only - to order a pair of Handles with BACK-TO-BACK fixing add BTB (e.g. 4325**PC/C/BTB**).

For Pulls fitted to Back Plates - please contact us to discuss available options.

Finishes - See our price list or website for finish availability.



			C (centres)	D (rosette diameter)	P (projection)
4325	A	-	175	-	47
	B	-	226	-	54
	C	-	310	-	66
4330	A	-	175	44	53
	B	-	226	44	60
	C	-	310	51	74

Pull Handles & Finger Plates

A traditional offset design Pull, with or without Back Plate, and matching Finger Plate, offered in two sizes. Pulls in pairs for back-to-back installation are available.

The Back Plate & Finger Plate, manufactured from 3mm thick material, are also available in custom sizes.

The Pulls can be fitted to a variety of different Back Plates if desired.



Fixings

6999 & 7001 supplied with M6 x 50mm machine screws (longer screws available upon request).

7001 also supplied with finish matched no.8 x 25mm wood screws.

Back-to-back fixed pairs supplied with M6 'beefeater' fixing system to suit doors up to 64mm thick.

7002 supplied with finish matched no.6 x 19mm wood screws.

How to Order

- 1) select HANDLE/PLATE (e.g. **7001**)
- 2) add FINISH (e.g. 7001**PB**)
- 3) add SIZE (e.g. 7001PB/**A**).

6999 & 7001 - to order a pair of Handles with BACK-TO-BACK fixing add BTB (e.g. 6999PB/B/**BTB**).

NB. When fitting a BTB pair of Handles to an EXTERIOR door it is important the grubscrew fixing is on the internal face - please contact us for coding instructions.

For Pulls fitted to different Back Plates - please contact us to discuss available options.

Finishes - See our price list or website for finish availability.



			Overall length	Centres	Plate width	Projection
6999	A	-	240	216	-	62
	B	-	270	245	-	62
7001	A	-	305	216	57	65
	B	-	380	245	64	65
7002	A	-	305	-	57	3
	B	-	380	-	64	3

custom sized Plates available upon request

Pull Handles & Finger Plates

A traditional offset design Pull, with or without Back Plate, and a matching Finger Plate, both offered in two sizes. The Pulls are also offered in pairs for back-to-back installation.

These Pulls can be fitted to a variety of different Back Plates if desired.



Fixings

6999 & 7000 supplied with M6 x 50mm machine screws (longer screws available upon request).

7000 also supplied with finish matched no.8 x 25mm wood screws.

Back-to-back fixed pairs supplied with M6 'beefeater' fixing system to suit doors up to 64mm thick.

6998 supplied with finish matched no.6 x 19mm wood screws.

How to Order

- 1) select HANDLE/PLATE (e.g. **7000**)
- 2) add FINISH (e.g. 7000**PB**)
- 3) add SIZE (e.g. 7000**PB/A**).

6999 & 7000 - to order a pair of Handles with BACK-TO-BACK fixing add BTB (e.g. 6999PB/B/**BTB**).

NB. When fitting a BTB pair of Handles to an EXTERIOR door it is important the grubscrew fixing is on the internal face - please contact us for coding instructions.

For Pulls fitted to different Back Plates - please contact us to discuss available options.

Finishes - See our price list or website for finish availability.



▲ **7000**

▲ **6999**
(rear bolt fixing)

▲ **6998**


			Overall length	Centres	Plate width	Projection
6998	A	-	305	-	57	8
	B	-	380	-	64	8
6999	A	-	240	216	-	62
	B	-	270	245	-	62
7000	A	-	305	216	57	70
	B	-	380	245	64	70

Pull Handles & Finger Plates

A traditional offset design Pull, with or without Back Plate, and matching Finger Plate, offered in two sizes. Pulls in pairs for back-to-back installation are available.

The Back Plate & Finger Plate, manufactured from 3mm thick material, are also available in custom lengths.

The Pulls can be fitted to a variety of different Back Plates if desired.



Fixings

1976 & 1979 supplied with M6 x 50mm machine screws (longer screws available upon request).

1979 also supplied with finish matched no.8 x 25mm wood screws.

Back-to-back fixed pairs supplied with M6 'beefeater' fixing system to suit doors up to 64mm thick.

1980 supplied with finish matched no.6 x 19mm wood screws.

How to Order

1) select HANDLE/PLATE (e.g. **1979**)

2) add FINISH (e.g. 1979**PB**)

3) add SIZE (e.g. 1979PB/**A**).

1976 & 1979 - to order a pair of Handles with BACK-TO-BACK fixing add BTB (e.g. 1979PB/B/**BTB**).

NB. When fitting a BTB pair of Handles to an EXTERIOR door it is important the grubscrew fixing is on the internal face - please contact us for coding instructions.

For Pulls fitted to different Back Plates - please contact us to discuss available options.

Finishes - See our price list or website for finish availability.



▲ **1979**

▲ **1976**
(rear bolt fixing)

▲ **1980**

		Overall length	Centres	Plate width	Projection
1976	A	255	218	-	62
	B	287	250	-	62
1979	A	350	218	64	65
	B	400	250	64	65
1980	A	350	-	64	3
	B	400	-	64	3

Pull Handles & Finger Plates

A traditional offset design Pull, with or without Back Plate, and a matching Finger Plate, both offered in two sizes. The Pulls are also offered in pairs for back-to-back installation.

The Pulls can be fitted to a variety of different Back Plates if desired.



Fixings

1976 & 1977 supplied with M6 x 50mm machine screws (longer screws available upon request).

1977 also supplied with finish matched no.8 x 25mm wood screws.

Back-to-back fixed pairs supplied with M6 'beefeater' fixing system to suit doors up to 64mm thick.

1975 supplied with finish matched no.6 x 19mm wood screws.

How to Order

1) select HANDLE/PLATE (e.g. **1977**)

2) add FINISH (e.g. 1977**PB**)

3) add SIZE (e.g. 1977**PB/A**).

1976 & 1977 - to order a pair of Handles with BACK-TO-BACK fixing add BTB (e.g. 1976PB/B/**BTB**).

NB. When fitting a BTB pair of Handles to an EXTERIOR door it is important the grubscrew fixing is on the internal face - please contact us for coding instructions.

For Pulls fitted to different Back Plates - please contact us to discuss available options.

Finishes - See our price list or website for finish availability.



▲ **1977**

▲ **1976**
(rear bolt fixing)

▲ **1975**

		Overall length	Centres	Plate width	Projection
1975	A	305	-	57	6
	B	380	-	64	6
1976	A	255	218	-	62
	B	287	250	-	62
1977	A	305	218	57	65
	B	380	250	64	65

Pull Handles & Finger Plates

An Art Deco period offset design Pull, with or without Back Plate, and a matching Finger Plate.

This design of Pull is not available with a back-to-back installation option.

The Pulls can be fitted to a variety of different Back Plates if desired.



Fixings

9531 & 9533 supplied with M6 x 50mm machine screws (longer screws available upon request).

9533 also supplied with finish matched no.8 x 25mm wood screws.

9541 supplied with finish matched no.6 x 19mm wood screws.

How to Order

9531 & 9533:

- 1) select HANDLE (e.g. **9533**)
- 2) add FINISH (e.g. 9533**PB**)
- 3) add HANDING (e.g. 9533PB/**LH**)

9541:

- 1) select FINISH (e.g. **9541PB**)
- 2) add SIZE (e.g. 9541PB/**A**)

NB. This handle design is not available with a back-to-back fixing option.

For Pulls fitted to different Back Plates - please contact us to discuss available options.

Finishes - See our price list or website for finish availability.




		Overall length	Centres	Plate width	Projection
9531		303	190	-	55
9533		350	190	63	60
9541	A	300	-	63	5
	B	350	-	63	5

Pull Handles

An Art Deco period offset Pull, with or without Back Plate, or with face fixed Pad Plates, along with a matching Finger Plate - all offered in two sizes.

The Pulls are also offered in pairs for back-to-back installation, and can be fitted to a variety of different Back Plates if desired.



Fixings

9512, 9515 & 9516 supplied with M6 x 50mm machine screws (longer screws available upon request).

9513 supplied with finish matched no.6 x 19mm wood screws and M6 x 50mm machine screws (longer screws available upon request).

9514 supplied with finish matched no.6 x 19mm wood screws.

9516 also supplied with finish matched no.8 x 25mm wood screws.

Back-to-back fixed pairs supplied with M6 'beefeater' fixing system to suit doors up to 64mm thick.

How to Order

1) select HANDLE/PLATE (e.g. **9516**)

2) add FINISH (e.g. 9516**PB**)

3) add SIZE (e.g. 9516**PB/A**).

To order a pair of Handles with BACK-TO-BACK fixing add BTB (e.g. 9516PB/A/**BTB**).

NB. When fitting a BTB pair of Handles to an EXTERIOR door it is important the grubscrew fixing is on the internal face - please contact us for coding instructions.

For Pulls fitted to different Back Plates - please contact us to discuss available options.

Finishes - See our price list or website for finish availability.



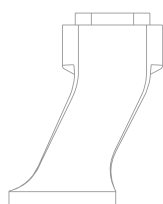
▲ **9516**



▲ **9512** (rear bolt fixing)



▲ **9513** (face fixed & rear bolt fixed)
9514 (face fixed only)
9515 (rear bolt fixed only - no screw holes)



offset design

		Overall length	Centres	Plate size	Projection
9512	A	210	190	-	40
	B	254	230	-	46
9513-5	A	240	190	50 x 38	45
	B	280	230	50 x 38	51
9516	A	300	190	300 x 63	46
	B	350	230	350 x 63	52

Pull Handles

A traditional offset design Pull, available in two lengths and with eight Rosette designs, each in four diameters, which complement the Allart Select Door Knob & Lever Rosettes (see section ST3).



Fixings

Supplied with M6 x 50mm machine screws (longer screws available upon request).

Back-to-back fixed pairs supplied with M6 'beefeater' fixing system to suit doors up to 64mm thick.

How to Order

- 1) select HANDLE (e.g. **1986**)
- 2) add FINISH (e.g. 1986**PC**)
- 3) add LENGTH (e.g. 1986PC/**A**)
- 4) add ROSETTE SIZE (e.g. 1986PC/A**44**).

To order a pair of Handles with BACK-TO-BACK fixing add BTB (e.g. 1986PC/A44/**BTB**).

NB. When fitting a BTB pair of Handles to an EXTERIOR door it is important the grub screw fixing is on the internal face - please contact us for coding instructions.

Finishes - See our price list or website for finish availability.



size A shown with 44mm O rosettes

▲ 1986



▲ 1982



▲ 1983



▲ 1984



▲ 1985



▲ 1986



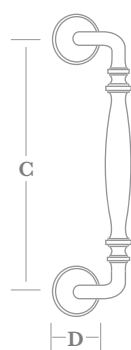
▲ 1987



▲ 1988



▲ 1989



	C (centres)	Projection	D (diameter)
A	218	60	Ø 38, 44, 54, 64
B	250	60	Ø 38, 44, 54, 64

Pull Handles

A traditional straight design Pull, available in two lengths and with eight Rosette designs, which complement the Allart Select Door Knob & Lever Rosettes (see section ST3).



Fixings

Supplied with M6 x 50mm machine screws (longer screws available upon request).

Back-to-back fixed pairs supplied with M6 'beefeater' fixing system to suit doors up to 64mm thick.

How to Order

- 1) select HANDLE (e.g. **1911**)
- 2) add FINISH (e.g. 1911**PC**)
- 3) add LENGTH (e.g. 1911PC/**A**)
- 4) add ROSETTE SIZE (e.g. 1911PC/A**44**).

To order a pair of Handles with BACK-TO-BACK fixing add BTB (e.g. 1911PC/A44/**BTB**).

Finishes - See our price list or website for finish availability.



size A shown with 54mm Ø rosettes

▲ 1911



▲ 1910




▲ 1911



▲ 1912



▲ 1913



▲ 1914



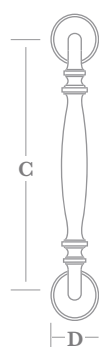
▲ 1915



▲ 1916



▲ 1917



	C (centres)	Projection	D (diameter)
A	209	56	Ø 38, 44, 54, 64
B	241	56	Ø 38, 44, 54, 64

Pull Handles

A classic straight design Pull, available in three lengths and with twelve Rosette designs, each in up to three diameters, which complement the Allart Select Door Knob & Lever Rosettes (see section ST3).



Fixings

Supplied with M8 x 50mm machine screws (longer screws available upon request).

Back-to-back fixed pairs supplied with M8 'beefeater' fixing system to suit doors up to 64mm thick.

How to Order

- 1) select HANDLE (e.g. **4358**)
- 2) add FINISH (e.g. 4358**PC**)
- 3) add LENGTH (e.g. 4358PC/**A**)
- 4) add ROSETTE SIZE (e.g. 4358PC/A**38**).

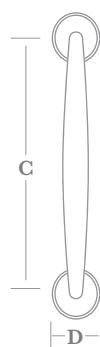
To order a pair of Handles with BACK-TO-BACK fixing add BTB (e.g.4358PC/A38/**BTB**).

Finishes - See our price list or website for finish availability.



size B shown with 54mm Ø rosettes

▲ **4359**



	C (centres)	Projection	D (diameter)
A	175	54	Ø 38
B	226	61	Ø 44, 54, 64
C	310	73	Ø 44, 54, 64



Pull Handles & Finger Plates

A traditional period straight design Pull, with or without Back Plate, and a matching Finger Plate. The Pulls are also offered in pairs for back-to-back installation.

The Pulls can be fitted to a variety of different Back Plates if desired.



Fixings

3934 & 3938 supplied with M6 x 50mm machine screws (longer screws available upon request).

3938 also supplied with finish matched no.8 x 25mm wood screws.

Back-to-back fixed pairs supplied with M6 'beefeater' fixing system to suit doors up to 64mm thick.

3940 supplied with finish matched no.6 x 19mm wood screws.

How to Order

1) select HANDLE/PLATE (e.g. **3938**)

2) add FINISH (e.g. 3938**PB**)

3934 & 3938 - to order a pair of Handles with BACK-TO-BACK fixing add BTB (e.g. 3934**PB/BTB**).

For Pulls fitted to different Back Plates - please contact us to discuss available options.


Finishes - See our price list or website for finish availability.



▲ **3938**



▲ **3934**
(rear bolt fixing)




▲ **3940**

	Overall length	Centres	Plate width	Projection
3934	245	159	-	58
3938	280	159	50	56
3940	280	-	50	6

Finger Plates

A selection of Finger Plates / Pull Handle Back Plates in eleven standard sizes. Custom sizes are available upon request.

Pull Handle Back Plates are machined to mount the chosen Pull Handle centrally on the Plate.



Fixings

Supplied with finish matched no.6 x 19mm wood screws.

How to Order

Finger Plates:


- 1) select PLATE (e.g. **6680**)
- 2) add SIZE (e.g. 6680**B**).
- 3) add FINISH (e.g. 6680B/**PC**).

Back Plate with Pull Handle:

- 1) select PLATE (e.g. **6680**)
- 2) add SIZE (e.g. 6680**B**)
- 3) add PULL HANDLE CODE & SIZE (e.g.6680B/**4325B**)
- 4) add FINISH (e.g. 6680B/4325B/**PC**)

Finishes - See our price list or website for finish availability.

PLATE DESIGNS (54mm width shown)



▲ **6880**

▲ **8780**

	AA	A	B	C	D	E	F	G	H	J	K
Length	254	254	254	305	305	380	380	380	406	406	406
Width	54	64	76	64	76	64	76	89	76	89	102
Thickness	all plates are 6mm thick										

Custom sizes available upon request - surcharge may apply.

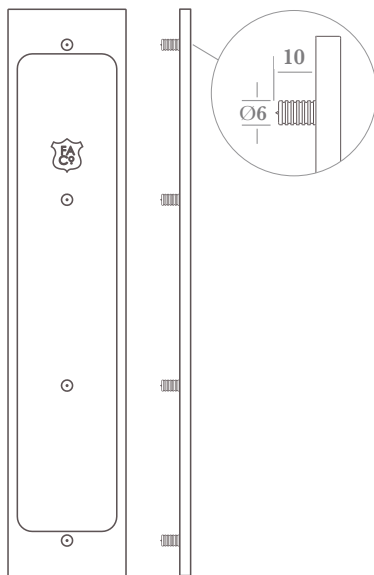
Finger Plates - Concealed Fix

A selection of concealed adhesive fix Finger Plates in eleven standard sizes. Custom sizes are available upon request.



Fixings

Supplied with four locating fixing pins to the rear for adhesive fixing.



Rear view

How to Order

Finger Plates:


- 1) select PLATE (e.g. **6830**)
- 2) add SIZE (e.g. 6830**B**).
- 3) add FINISH (e.g. 6830B/**PC**).

Finishes - See our price list or website for finish availability.




▲ **6730**

PLATE DESIGNS (54mm width shown)



▲ **3230**



▲ **4730**



▲ **4930**



▲ **5930**



▲ **6030**



▲ **6630**



▲ **6730** (square edge design)



▲ **6830** (round edge design)



▲ **8730**

	AA	A	B	C	D	E	F	G	H	J	K
Length	254	254	254	305	305	380	380	380	406	406	406
Width	54	64	76	64	76	64	76	89	76	89	102
Thickness	all plates are 6mm thick										

Custom sizes available upon request - surcharge may apply.

Finger Plates & Kick Plates

Finger Plates and Kick Plates manufactured from sheet metal of three different thicknesses, made to order in custom sizes and with the option of either square or rounded corners.



Fixings

Supplied with finished matched no.6 x 19mm wood screws.


Kick Plates and large Finger Plates will be supplied with either 6 or 8 screws as appropriate.

How to Order


- 1) select PLATE (e.g. **2295**)
- 2) add FINISH (e.g. 2295**PC**)
- 3) add SIZE & THICKNESS (*) (e.g. 2295**PC850X150X1.6**).

(*) available in three thicknesses: 1.6mm, 2mm, 3mm

Finishes - See our price list or website for finish availability.



- ▲ **1728** radiused corners (shown)
1729 square corners



- ▲ **2294** radiused corners
2295 square corners (shown)

Round Flush Pulls


A choice of nine Flush Pull designs suitable for sliding pocket doors. All are available in three diameters with three depth options. Face, Pocket or Adhesive fixed are offered with a choice of functions, whilst a Rear Bolt fixed version is available as a plain Pull only. Plain Pulls are also available in pairs back-to-back fixed (see DF4:002).

7255B/9MM/AF/PN



7255B/11MM/PF shown

PF pocket fixed
(available 11 & 14mm depths only)



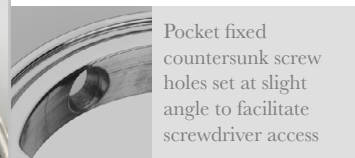
7255B/11MM/FF shown

▲ **FF** face fixed
(available in all depths)



7255B/11MM/AF shown

▲ **AF** adhesive fixed
(available in all depths)
BF rear bolt fixed
(available in all depths)



Pocket fixed
countersunk screw
holes set at slight
angle to facilitate
screwdriver access



overall depth


Overall Depth	9*	11	14
Code	9MM	11MM	14MM

* pocket fixing not available
9mm deep




**FUNCTION
OPTIONS**
See page
DF4:002


Computer generated images (B size shown, 11mm depth, adhesive fix)



▲ 7250




▲ 7251




▲ 7252



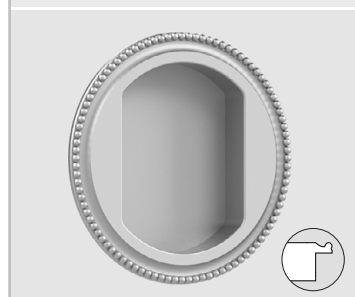
▲ 7253




▲ 7254




▲ 7255



▲ 7256 (raised bead design)



▲ 7257 (dimpled design)



▲ 7258

Fixings

Face fixed & Pocket fixed versions supplied with finish matched no.6 x 19mm wood screws.

Rear Bolt fixed version supplied with M4 x 50mm break-off flange head machine screws.

Swing Cover Release versions supplied with nickel plated key.

How to Order

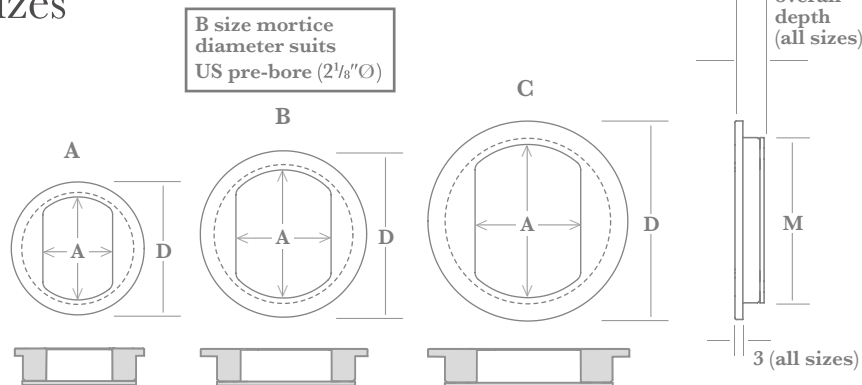
Refer to page DF4:002 for size & function codes:

- 1) select DESIGN (e.g. 7254)
- 2) add SIZE (e.g. 7254B)
- 3) choose DEPTH OPTION (e.g. 7254B/11MM).
- 4) choose FIXING METHOD (e.g. 7254B/11MM/PF)
- 5) add FINISH (e.g. 7254B/11MM/PF/PC)
- 6) add FUNCTION if required (e.g. 7254B/11MM/PF/PC/SR).

Finishes - See our price list or website for finish availability.

Round Flush Pulls

Sizes



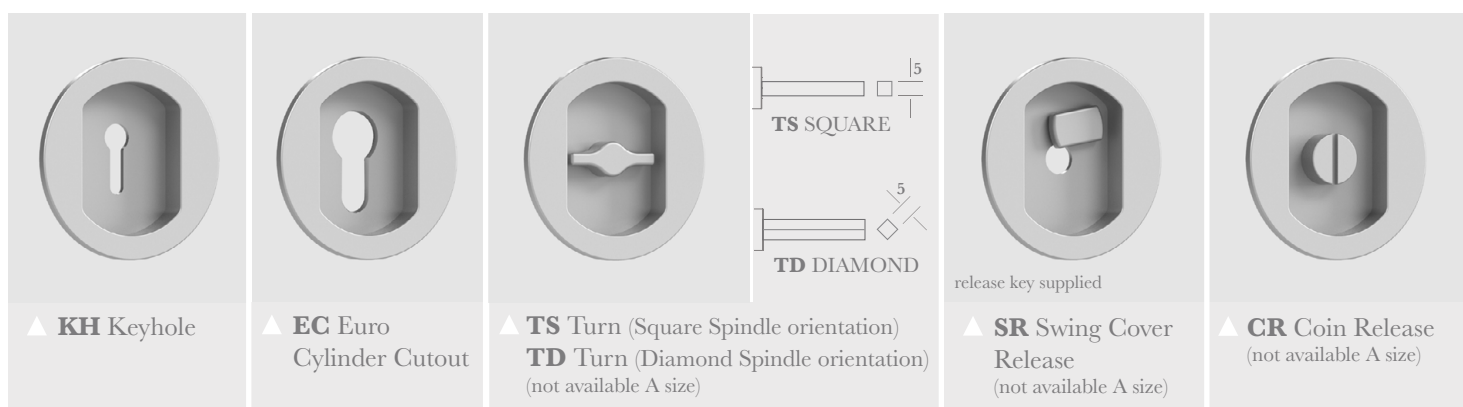
Overall Depth	9†	11	14
Code	9MM	11MM	14MM

† pocket fixing not available 9mm deep

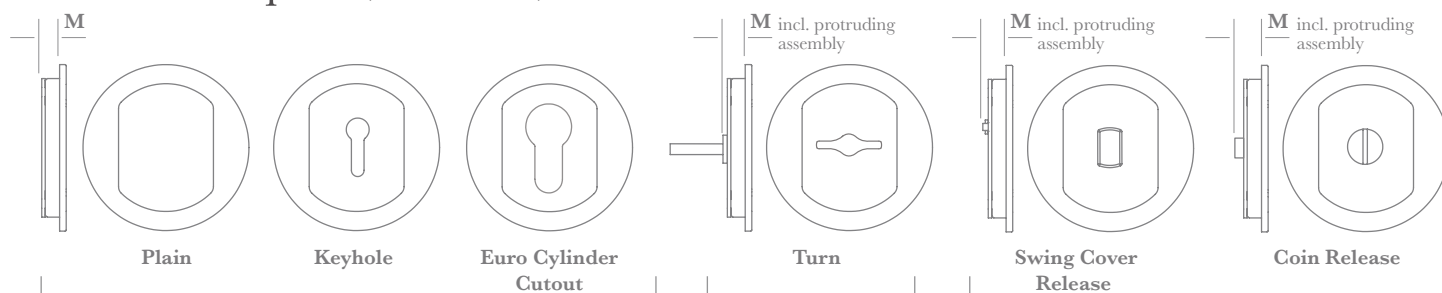
	A*	B	C
Diameter (D)	Ø 50	Ø 63	Ø 76
Aperture (A)	38 x 25	47 x 35	57 x 39
Mortice Size (M)	Ø 45	Ø 55	Ø 64

* not available with turn or release functions

Keyhole & Privacy Functions (B size shown)




Mortice Depths (C size shown)



M Mortice Depths								
Plain Keyhole Euro Cylinder Cutout			Turn NB. Mortice depths shown below include the extra 2mm required to accommodate the turn assembly.			Swing Cover Release Coin Release NB. Mortice depths shown below include the extra 2.5mm required to accommodate the swing cover assembly and coin release.		
9MM	11MM	14MM	9MM	11MM	14MM	9MM	11MM	14MM
7	9	12	9	11	14	9.5	11.5	14.5

Back-to-Back Fixing




Plain (non-functioning) Pulls are available as pairs back-to-back fixed. Please contact us for coding information.


Round Flush Pulls - Lipped Design

A choice of nine Lipped Flush Pull designs suitable for both hinged doors and sliding drawers. All are available in three diameters with three depth options. Face, Pocket or Adhesive fixed are offered with a choice of functions, whilst a Rear Bolt fixed version is available as a plain pull only. Plain Pulls are also available in pairs back-to-back fixed (see DF4:004).


7278B/17MM/PF/PN



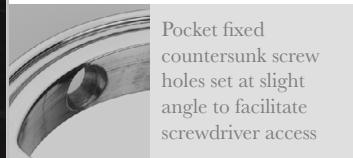
7275B/17MM/PF shown

▲ **PF** pocket fixed

7275B/17MM/FF shown

▲ **FF** face fixed
(available in all depths)

7275B/17MM/AF shown

▲ **AF** adhesive fixed
(available in all depths)
▲ **BF** rear bolt fixed
(available in all depths)

Pocket fixed
countersunk screw
holes set at slight
angle to facilitate
screwdriver access




overall depth

Overall Depth	14	17	21
Code	14MM	17MM	21MM




**FUNCTION
OPTIONS**
See page
DF4:004


Computer generated images (B size shown, 14mm depth, adhesive fix)




▲ 7270




▲ 7271




▲ 7272




▲ 7273




▲ 7274




▲ 7275



▲ 7276 (raised bead design)



▲ 7277 (dimpled design)



▲ 7278

Fixings

Face fixed versions supplied with finish matched wood screws:
17mm & 21mm depth: no.6 x 32mm;
14mm no. 6 x 25mm.

Pocket fixed versions supplied with finish matched no.6 x 19mm wood screws.

Rear Bolt fixed version supplied with M4 x 50mm break-off flange head machine screws.

Swing Cover Release versions supplied with nickel plated key.

How to Order

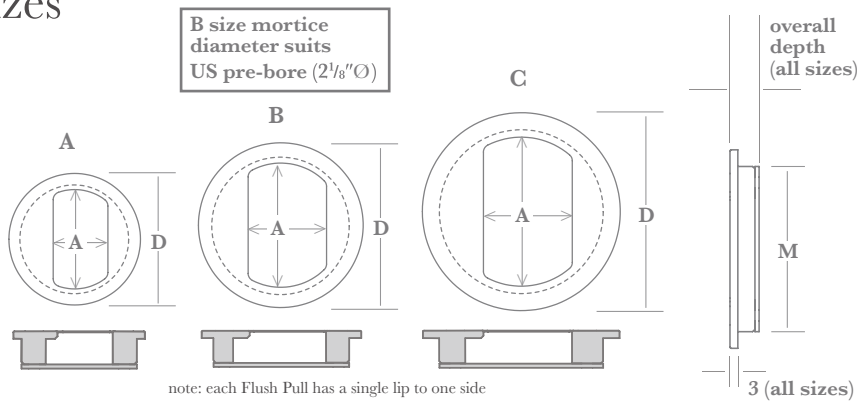
Refer to page DF4:004 for size & function codes:

- 1) select DESIGN (e.g. 7274)
- 2) add SIZE (e.g. 7274A)
- 3) choose DEPTH OPTION (e.g. 7274A/17MM)
- 4) choose FIXING METHOD (e.g. 7274A/17MM/PF)
- 5) add FINISH (e.g. 7274A/17MM/PF/PC).
- 6) add FUNCTION if required (e.g. 7274A/17MM/PF/PC/KHL).

Finishes - See our price list or website for finish availability.

Round Flush Pulls - Lipped Design

Sizes

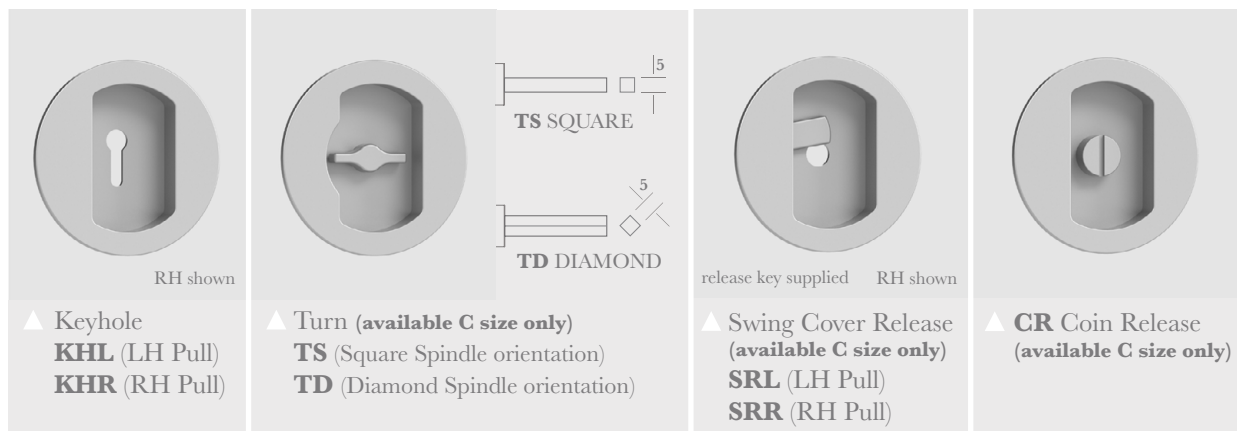


Overall Depth	14	17	21
Code	14MM	17MM	21MM

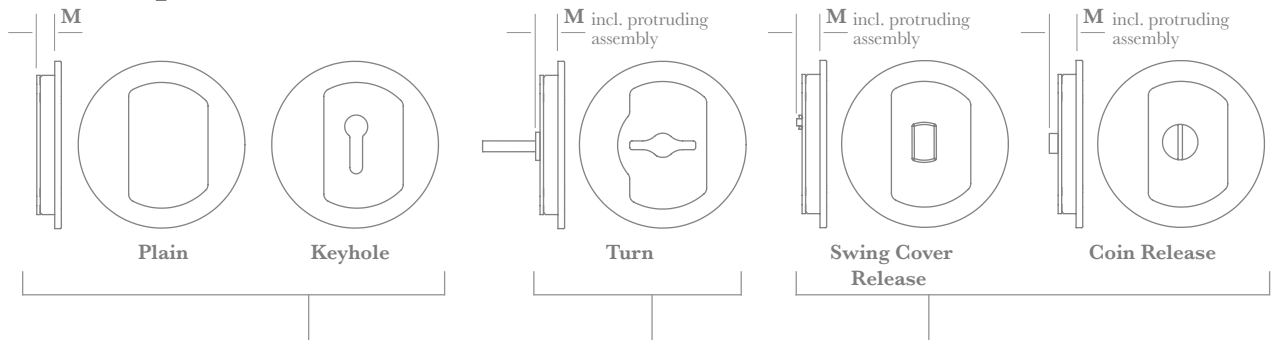
	A*	B*	C
Diameter (D)	Ø 50	Ø 63	Ø 76
Aperture (A)	38 x 21	47 x 30	57 x 34
Mortice Size (M)	Ø 45	Ø 55	Ø 64

* not available with turn or release functions (these functions are only available on size C)

Keyhole & Privacy Functions (C size shown)




Mortice Depths (C size shown)



M Mortice Depths								
Plain Keyhole			Turn NB. Mortice depths shown below include the extra 2mm required to accommodate the turn assembly.			Swing Cover Release Coin Release NB. Mortice depths shown below include the extra 2.5mm required to accommodate the swing cover assembly and coin release.		
14MM	17MM	21MM	14MM	17MM	21MM	14MM	17MM	21MM
12	15	19	14	17	21	14.5	17.5	21.5

Back-to-Back Fixing



Plain (non-functioning) Pulls are available as pairs back-to-back fixed. Please contact us for coding information.

Square Flush Pulls


A choice of nine Flush Pull designs suitable for sliding pocket doors. All are available in three sizes with three depth options. Face, Pocket or Adhesive fixed are offered with a choice of functions, whilst a Rear Bolt fixed version is available as a plain pull only. Plain Pulls are also available in pairs back-to-back fixed (see DF4:006).

6005B/11MM/FF/PN/SR



6005B/11MM/PF shown

▲ **PF** pocket fixed
(available 11 & 14mm depths only)



6005B/11MM/FF shown

▲ **FF** face fixed
(available in all depths)



6005B/11MM/AF shown

▲ **AF** adhesive fixed
(available in all depths)
BF rear bolt fixed
(available in all depths)



Pocket fixed countersunk screw holes set at slight angle to facilitate screwdriver access



Overall Depth	9*	11	14
Code	9MM	11MM	14MM

* pocket fixing not available 9mm deep



FUNCTION OPTIONS
See page DF4:006


Computer generated images (B size shown, 11mm depth, adhesive fix)




▲ 3205




▲ 4705



▲ 4905




▲ 5905




▲ 6005



▲ 6605



▲ 6705 (square edge design)



▲ 6805 (round edge design)



▲ 8705

Fixings

Face fixed & Pocket fixed versions supplied with finish matched no.6 x 19mm wood screws.

Rear Bolt fixed version supplied with M4 x 50mm break-off flange head machine screws.

Swing Cover Release versions supplied with nickel plated key.

How to Order

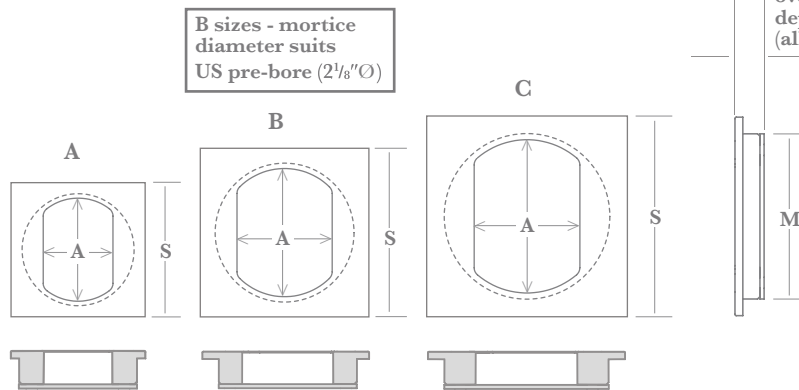
Refer to page DF4:006 for size & function codes:

- 1) select DESIGN (e.g. 5905)
- 2) add SIZE (e.g. 5905B)
- 3) choose DEPTH OPTION (e.g. 5905B/11MM)
- 4) choose FIXING METHOD (e.g. 5905B/11MM/PF)
- 5) choose FINISH (e.g. 5905B/11MM/PF/PC)
- 6) add FUNCTION if required (e.g. 5905B/11MM/PF/PC/SR).

Finishes - See our price list or website for finish availability.

Square Flush Pulls - sizes, functions & mortice depths

Sizes



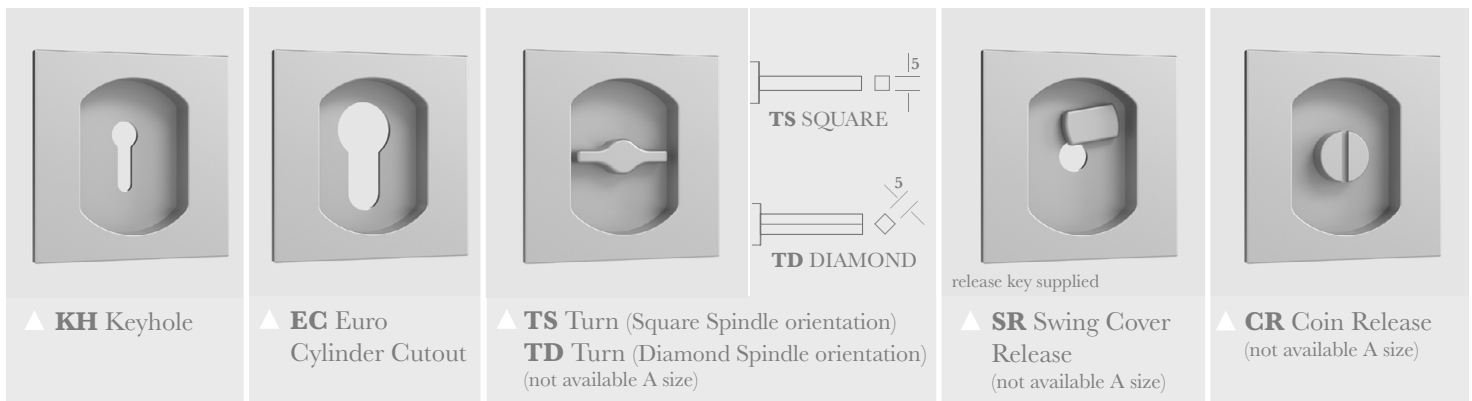
Overall Depth	9†	11	14
Code	9MM	11MM	14MM

† pocket fixing not available 9mm deep

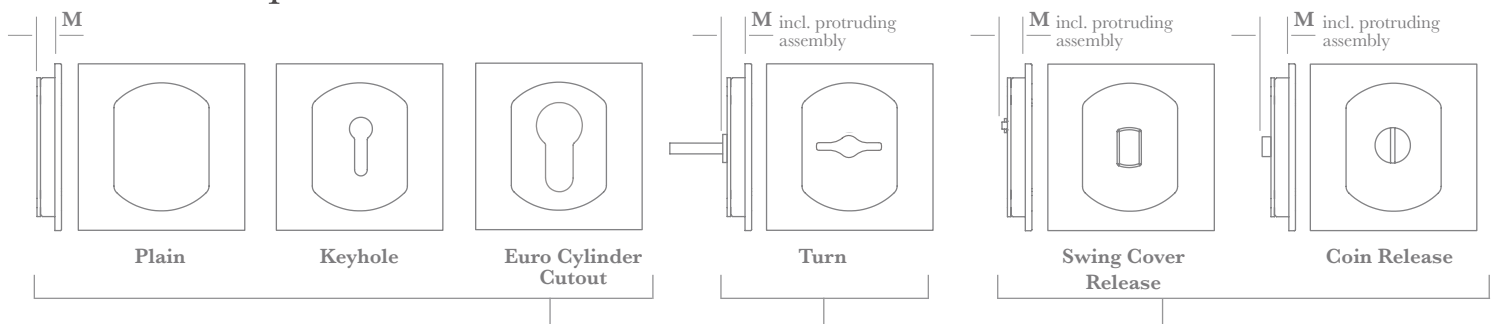
	A*	B	C
Size (S)	50	63	76
3205 (H x W)	68 x 50	81 x 63	94 x 76
6705/6805 (H x W)	50 x 54	63 x 67	76 x 76
Aperture (A)	38 x 25	47 x 35	57 x 39
Mortice Size (M)	Ø 45	Ø 55	Ø 64

* not available with turn or release functions

Keyhole & Privacy Functions (B size shown)




Mortice Depths & Face Plate Thicknesses



		M Mortice Depths								
		Plain Keyhole Euro Cylinder Cutout			Turn NB. Mortice depths shown below include the extra 2mm required to accommodate the turn assembly.			Swing Cover Release Coin Release NB. Mortice depths shown below include the extra 2.5mm required to accommodate the swing cover assembly and coin release.		
PLATE DESIGNS	Face Plate Thickness T	9MM	11MM	14MM	9MM	11MM	14MM	9MM	11MM	14MM
32--, 67--, 68--, 87--	4	6	8	11	8	10	13	8.5	10.5	13.5
47--, 49--, 59--, 60--, 66--	3	7	9	12	9	11	14	9.5	11.5	14.5

Back-to-Back Fixing



Plain (non-functioning) Pulls are available as pairs back-to-back fixed. Please contact us for coding information.

Square Flush Pulls - Lipped Design

A choice of nine Lipped Flush Pull designs suitable for both hinged doors and sliding drawers. All are available in three sizes with three depth options. Face, Pocket or Adhesive fixed are offered with a choice of functions, whilst a Rear Bolt fixed version is available as a plain pull only. Plain Pulls are also available in pairs back-to-back fixed (see DF4:008). Custom sizes are available upon request - surcharge may apply.

5906B/14MM/PF/PN

PF pocket fixed

▲ **FF** face fixed
(available in all depths)

▲ **AF** adhesive fixed
(available in all depths)
BF rear bolt fixed
(available in all depths)

Pocket fixed
countersunk screw
holes set at slight
angle to facilitate
screwdriver access

overall depth


Overall Depth	14	17	21
Code	14MM	17MM	21MM

**FUNCTION
OPTIONS**
See page
DF4:008

Computer generated images (B size shown, 11mm depth, adhesive fix)



▲ 3206




▲ 4706



▲ 4906



▲ 5906



▲ 6006



▲ 6606



▲ 6706



▲ 6806



▲ 8706

Fixings

Face fixed versions supplied with finish matched wood screws:
17mm & 21mm depth: no.6 x 32mm;
14mm no. 6 x 25mm.

Pocket fixed versions supplied with finish matched no.6 x 19mm wood screws.

Rear Bolt fixed version supplied with M4 x 50mm break-off flange head machine screws.

Swing Cover Release versions supplied with nickel plated key.

How to Order

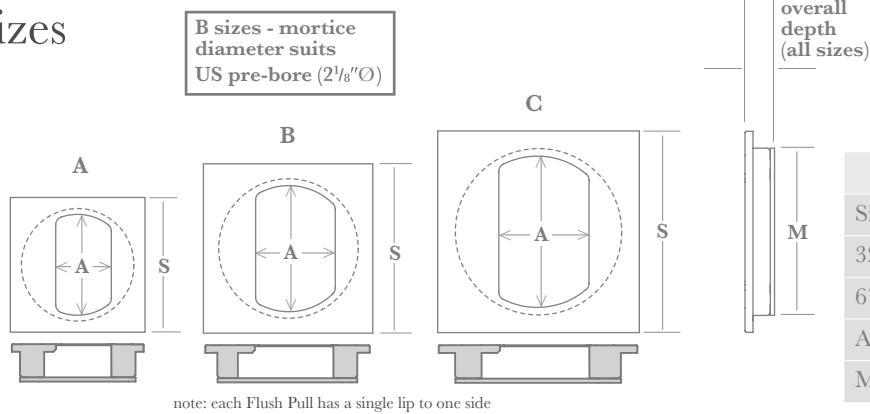
Refer to page DF4:008 for size & function codes:

- 1) select DESIGN (e.g. 3206)
- 2) add SIZE (e.g. 3206C)
- 3) choose DEPTH OPTION (e.g. 3206C/17MM).
- 4) choose FIXING METHOD (e.g. 3206C/17MM/PF)
- 5) add FINISH (e.g. 3206C/17MM/PF/PC)
- 6) add FUNCTION if required (e.g. 3206C/17MM/PF/PC/SRL).

Finishes - See our price list or website for finish availability.

Square Flush Pulls - Lipped Design

Sizes

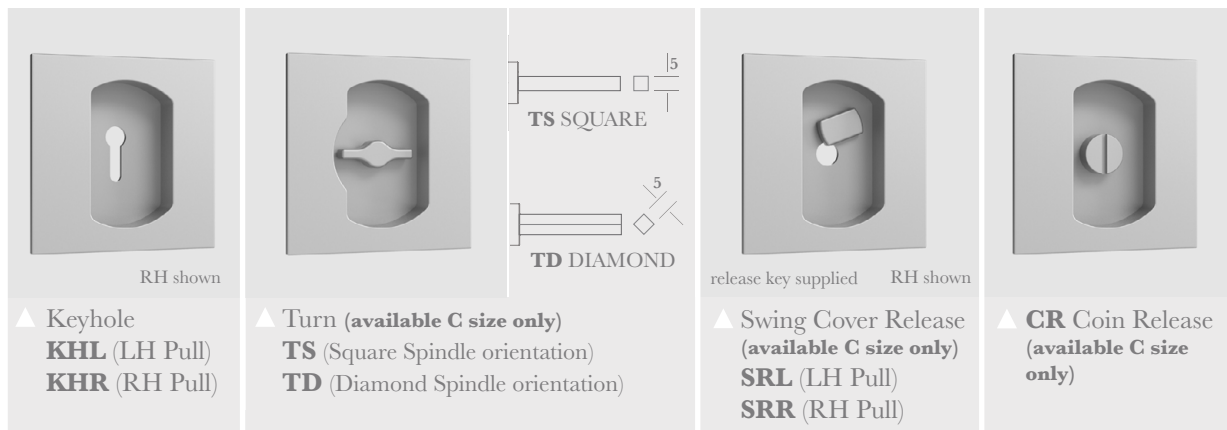


Overall Depth	14	17	21
Code	14MM	17MM	21MM

	A*	B*	C
Size (S)	50	63	76
3206 (H x W)	68 x 50	81 x 63	94 x 76
6706/6806 (H x W)	50 x 54	63 x 67	76 x 76
Aperture (A)	38 x 21	47 x 30	57 x 34
Mortise Size (M)	Ø 45	Ø 55	Ø 64

* not available with turn or release functions
(these functions are only available on size C)

Keyhole & Privacy Functions



Mortise Depths & Face Plate Thicknesses

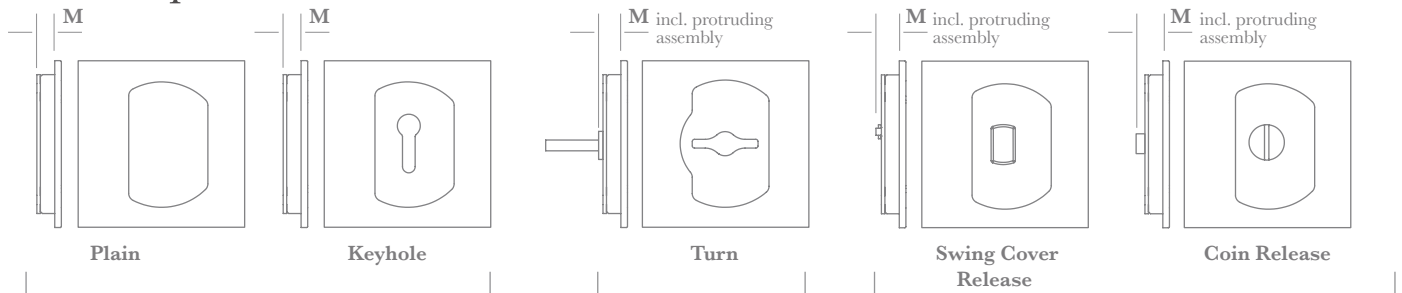



PLATE DESIGNS	Face Plate Thickness T	M Mortise Depths								
		Plain Keyhole			Turn NB. Mortise depths shown below include the extra 2mm required to accommodate the turn assembly.			Swing Cover Release Coin Release NB. Mortise depths shown below include the extra 2.5mm required to accommodate the swing cover assembly and coin release.		
		14MM	17MM	21MM	14MM	17MM	21MM	14MM	17MM	21MM
32--, 67--, 68--, 87--	4	11	14	18	13	16	20	13.5	16.5	20.5
47--, 49--, 59--, 60--, 66--	3	12	15	19	14	17	21	14.5	17.5	21.5

Back-to-Back Fixing



Plain (non-functioning) Pulls are available as pairs back-to-back fixed. Please contact us for coding information.

Flush Pulls - Plain

A choice of nine Flush Pull designs, all available in 14 sizes with three depth options, and either Face, Pocket or Adhesive fixed - all offered with a choice of functions. Please note: Adhesive fix is not recommended for the Turn option. Custom sizes are available upon request - surcharge may apply.

6860A/11MM/AF/IBU



6660B/11MM/PF shown

▲ **PF** pocket fixed
(available 11 & 14mm depths only)



Pocket fixed
countersunk screw
holes set at slight
angle to facilitate
screwdriver access



6660B/11MM/FF shown

▲ **FF** face fixed (not available
on sizes SQA, SQB, SQC)



6660B/11MM/AF shown

▲ **AF** adhesive fixed



overall depth

Overall Depth	9*	11	14
Code	9MM	11MM	14MM

* pocket fixing not available
9mm deep



**FUNCTION
OPTIONS -
see pages
DF4:030 & 040**

FACE PLATE DESIGNS (51mm width shown)



▲ 32--




▲ 47--



▲ 49--




▲ 59--




▲ 60--




▲ 66--



▲ 67-- (square edge design)



▲ 68-- (round edge design)



▲ 87--

Fixings

Face fixed & Pocket fixed versions
supplied with finish matched
no.6 x 19mm wood screws.

Swing Cover Release versions
supplied with nickel plated key.

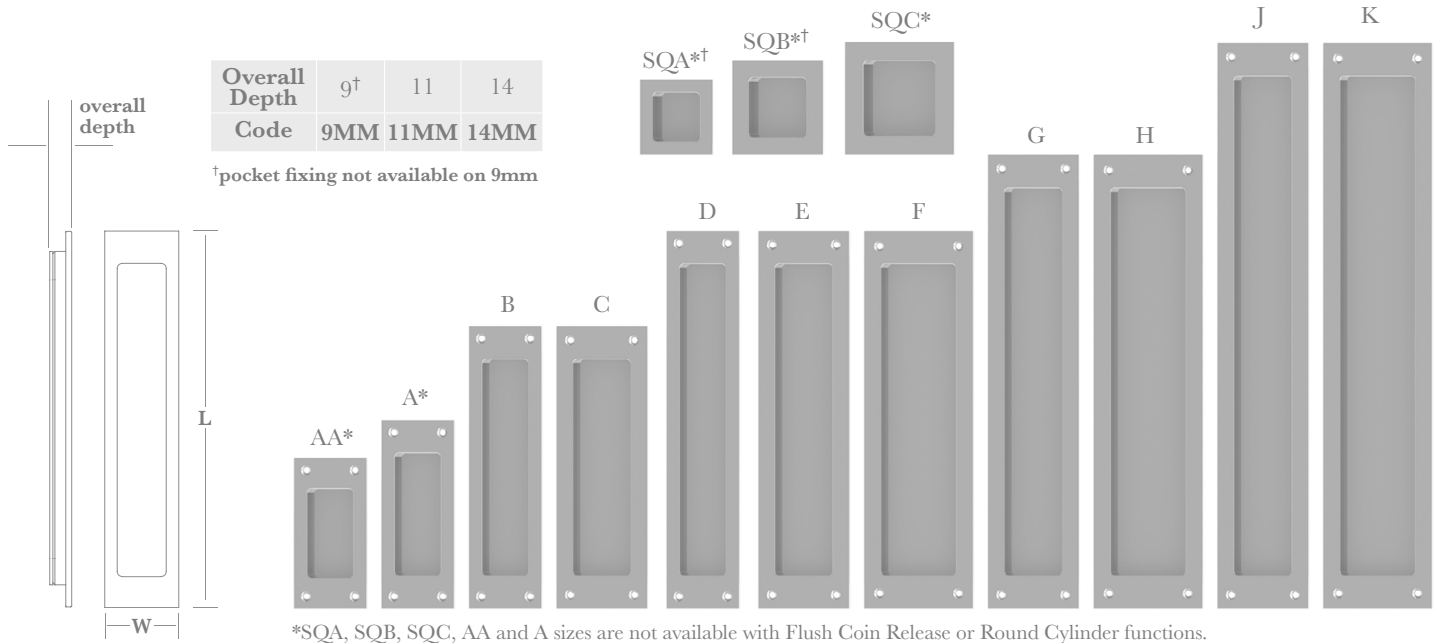
How to Order

Refer to page DF4:020 for size codes:

- 1) select PLATE DESIGN (e.g. 66--)
- 2) add 60 for PLAIN version (e.g. 6660)
- 3) add SIZE (e.g. 6660B)
- 4) choose DEPTH OPTION
(e.g. 6660B/11MM).
- 5) choose FIXING METHOD
(e.g. 6660B/11MM/PF)
- 6) add FINISH
(e.g. 6660B/11MM/PF/PC).

Finishes - See our price list or
website for finish availability.

Flush Pulls - size options & dimensions



*SQA, SQB, SQC, AA and A sizes are not available with Flush Coin Release or Round Cylinder functions.

[†]SQA and SQB are also not available with Swing Cover Release function.

	SQA	SQB	SQC	AA	A	B	C	D	E	F	G	H	J	K
Size (L x W)	51 x 51	64 x 64	76 x 76	102 x 51	127 x 51	190 x 51	190 x 64	254 x 51	254 x 64	254 x 76	305 x 64	305 x 76	380 x 64	380 x 76
Overall Aperture Size [∅] (L x W)	33 x 33	40 x 40	50 x 50	60 x 32	82 x 32	145 x 32	145 x 40	209 x 32	209 x 40	209 x 52	260 x 40	260 x 52	335 x 40	335 x 52
Mortise Size (L x W)	43 x 39	50 x 50	60 x 63	70 x 39	95 x 39	158 x 41	158 x 55	222 x 41	222 x 55	222 x 67	273 x 55	273 x 67	348 x 55	348 x 67
32 Series Design Size (L x W)	69 x 51	82 x 64	94 x 76											

Custom sizes are available upon request - surcharge may apply.

([∅]except Pulls with Round Cylinder Hole Sizes B & C)

Functions, Mortise Depths & Face Plate Thicknesses

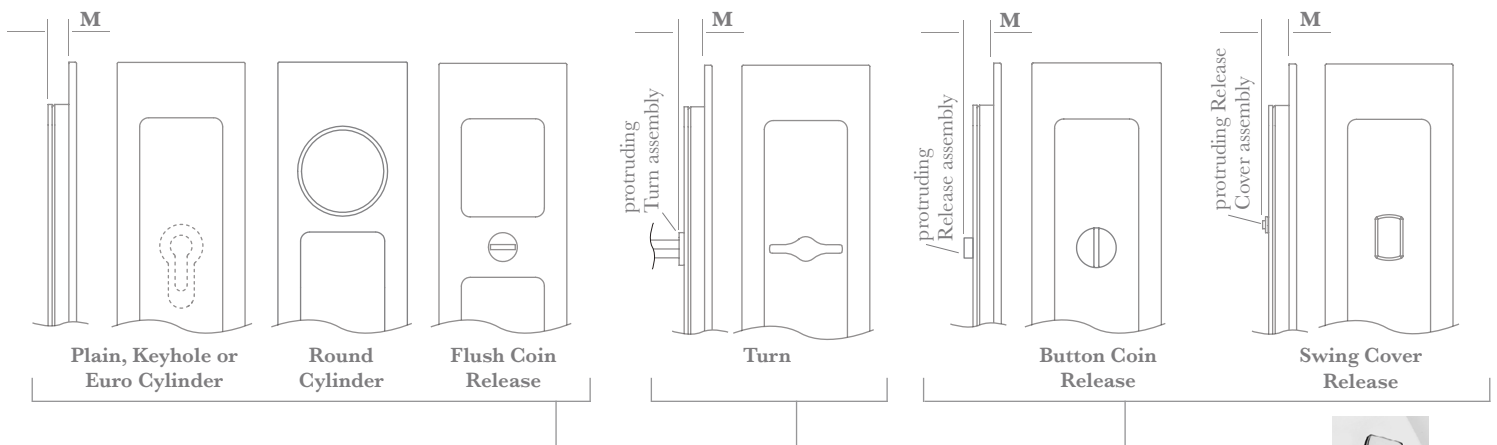







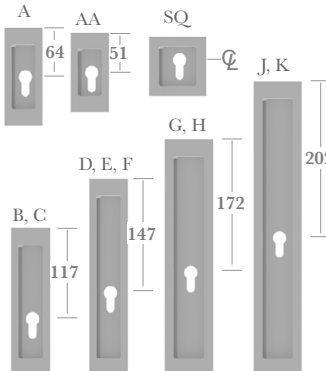

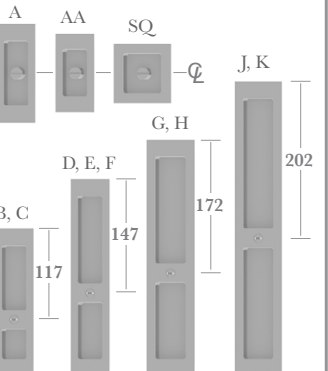



Plate Design	Face Plate Thickness 	M Mortice Depths								
		Plain Cylinder Coin Release Keyhole Euro Cylinder Cutout			Turn NB. Mortice depths shown below include the extra 2mm required to accommodate the turn assembly.			Swing Cover Release NB. Mortice depths shown below include the extra 2.5mm required to accommodate the swing cover assembly.		
		9MM	11MM	14MM	9MM	11MM	14MM	9MM	11MM	14MM
32--, 67--, 68--, 87--	4	6	8	11	8	10	13	8.5	10.5	13.5
47--, 49--, 59--, 60--, 66--	3	7	9	12	9	11	14	9.5	11.5	14.5



Flush Pulls - Keyhole, Euro & Privacy Functions

Lock Functions	Privacy Functions - Shown set up to work with 7560 type lock (see below)			
				
▲ Euro Cylinder Cutout	6658B/11MM/PF shown	6655B/11MM/PF shown	6640B/11MM/PF shown	6659B/11MM/PF shown
				
▲ Standard Keyhole				
 A 64 51 117 147 172 202 AA 51 117 147 172 202 SQ 117 147 172 202 J, K 117 147 172 202 D, E, F 117 147 172 202 B, C 117 147 172 202	 A 64 51 117 147 172 202 AA 51 117 147 172 202 SQ 117 147 172 202 J, K 117 147 172 202 D, E, F 117 147 172 202 B, C 117 147 172 202	 A 64 51 117 147 172 202 AA 51 117 147 172 202 SQ 117 147 172 202 J, K 117 147 172 202 D, E, F 117 147 172 202 B, C 117 147 172 202	 A 64 51 117 147 172 202 AA 51 117 147 172 202 SQ 117 147 172 202 J, K 117 147 172 202 D, E, F 117 147 172 202 B, C 117 147 172 202	
▲ --09 Pull with Euro Cylinder Cutout ▲ --10 Pull with Keyhole	▲ Pull with Turn ▲ --08 (square spindle orientation) ▲ --58 (diamond spindle orientation)	▲ --55 Pull with Flush Coin Release ▲ --40 Pull with Button Coin Release	▲ --59 Pull with Swing Cover Release	

Fixings

Supplied with finish matched no.6 x 19mm wood screws. Flush Pulls with Turns are supplied with factory fitted 5mm spindles suitable for doors up to 45mm thick if the face plate is surface mounted (or 51mm thick if flush fitted). Longer spindles are available upon request for doors up to 80mm thick.

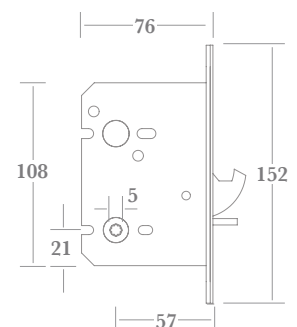

How to Order

Refer to pages DF4:010 & 020 for size & design options:

- 1) select PLATE DESIGN (e.g. 66--)
- 2) add FUNCTION (e.g. 6658)
- 3) add SIZE (e.g. 6658F).
- 4) choose DEPTH OPTION (e.g. 6658F/11MM)
- 5) choose FIXING METHOD (e.g. 6658F/11MM/FF)
- 6) add FINISH (e.g. 6658F/11MM/FF/PC)





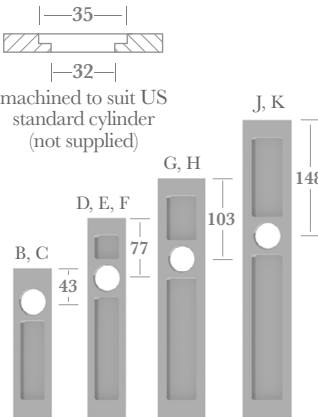
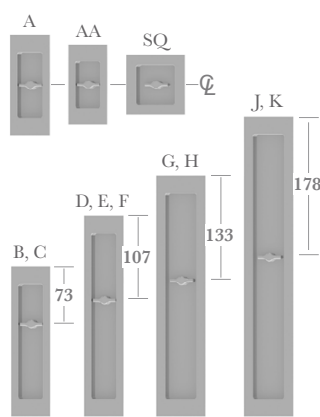
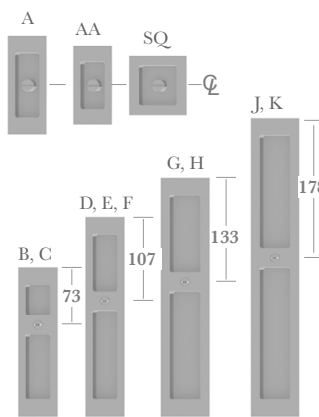
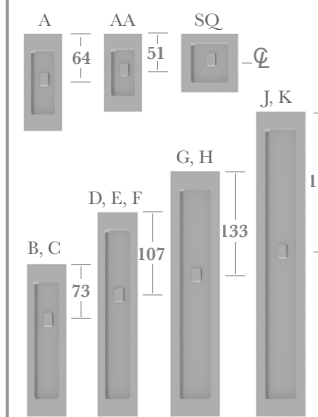
NB. Custom sizes, and custom Turn/Release positioning, are available upon request - surcharge may apply.

Finishes - See our price list or website for finish availability.



Flush Pulls - Privacy & Cylinder Lock Functions

Shown set up to work with 7565 type lock (see below)

				
6656B/11MM/PF shown	6658B/11MM/PF shown	6655B/11MM/PF shown	6640B/11MM/PF shown	6657B/11MM/PF shown
 <p>▲ --56 Flush Pull with Cylinder Hole</p>	 <p>▲ --58 Flush Pull with Turn (diamond spindle orientation)</p>	 <p>▲ --55 Pull with Flush Coin Release ▲ --40 Pull with Button Coin Release</p>	 <p>▲ --57 Flush Pull with Swing Cover Release</p>	 <p>nickel plated release key supplied</p>

Fixings

Supplied with finish matched no.6 x 19mm wood screws. Flush Pulls with Turns are supplied with factory fitted 5mm spindles suitable for doors up to 45mm thick if the face plate is surface mounted (or 51mm thick if flush fitted). Longer spindles are available upon request for doors up to 80mm thick.

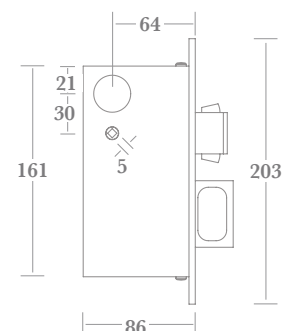

How to Order

Refer to pages DF4:010 & 020 for size & design options:

- 1) select PLATE DESIGN (e.g. 66--)
- 2) add FUNCTION (e.g. 6658)
- 3) add SIZE (e.g. 6658F).
- 4) choose DEPTH OPTION (e.g. 6658F/11MM)
- 5) choose FIXING METHOD (e.g. 6658F/11MM/FF)
- 6) add FINISH (e.g. 6658F/11MM/FF/PC)

NB. Custom sizes, and custom Turn/Release positioning, are available upon request - surcharge may apply.

Finishes - See our price list or website for finish availability.



Flush Pulls - Lipped Designs

A choice of nine Lipped Flush Pull designs suitable for both hinged doors and sliding drawers. All available in 14 sizes with three depth options, and either Face, Pocket or Adhesive fixed, all offered with a choice of functions. The 51mm wide versions have an offset aperture and are a single sided lip design; the 64mm and 76mm wide versions are lipped both sides. Custom sizes are available upon request - surcharge may apply.

3207B/17MM/AF/PC



3207B/17MM/PF shown 3207B/17MM/FF shown 3207B/17MM/AF shown

▲ **PF** pocket fixed ▲ **FF** face fixed (not available on sizes SQA, SQB, SQC) ▲ **AF** adhesive fixed

Pocket fixed countersunk screw holes set at slight angle to facilitate screwdriver access

overall depth

Overall Depth	14	17	21
Code	14MM	17MM	21MM

FUNCTION OPTIONS - see pages DF4:046

Fixings

Face fixed versions supplied with finish matched wood screws:
17mm & 21mm depth: no.6 x 32mm;
14mm no. 6 x 25mm.

Pocket fixed versions supplied with finish matched no.6 x 19mm wood screws.

Swing Cover Release versions supplied with nickel plated key.


How to Order

Refer to page DF4:046 for size codes:

- 1) select PLATE DESIGN (e.g. **6607**)
- 2) add SIZE (e.g. 6607**B**)
- 3) choose DEPTH OPTION (e.g. 6607B/**14MM**).
- 4) choose FIXING METHOD (e.g. 6607B/14MM/**PF**)
- 5) add FINISH (e.g. 6607B/14MM/PF/**PC**)
- 6) choose FUNCTION if required (e.g. 6607B/14MM/PF/PC/**KH**).

Finishes - See our price list or website for finish availability.

FACE PLATE DESIGNS (51mm width shown)



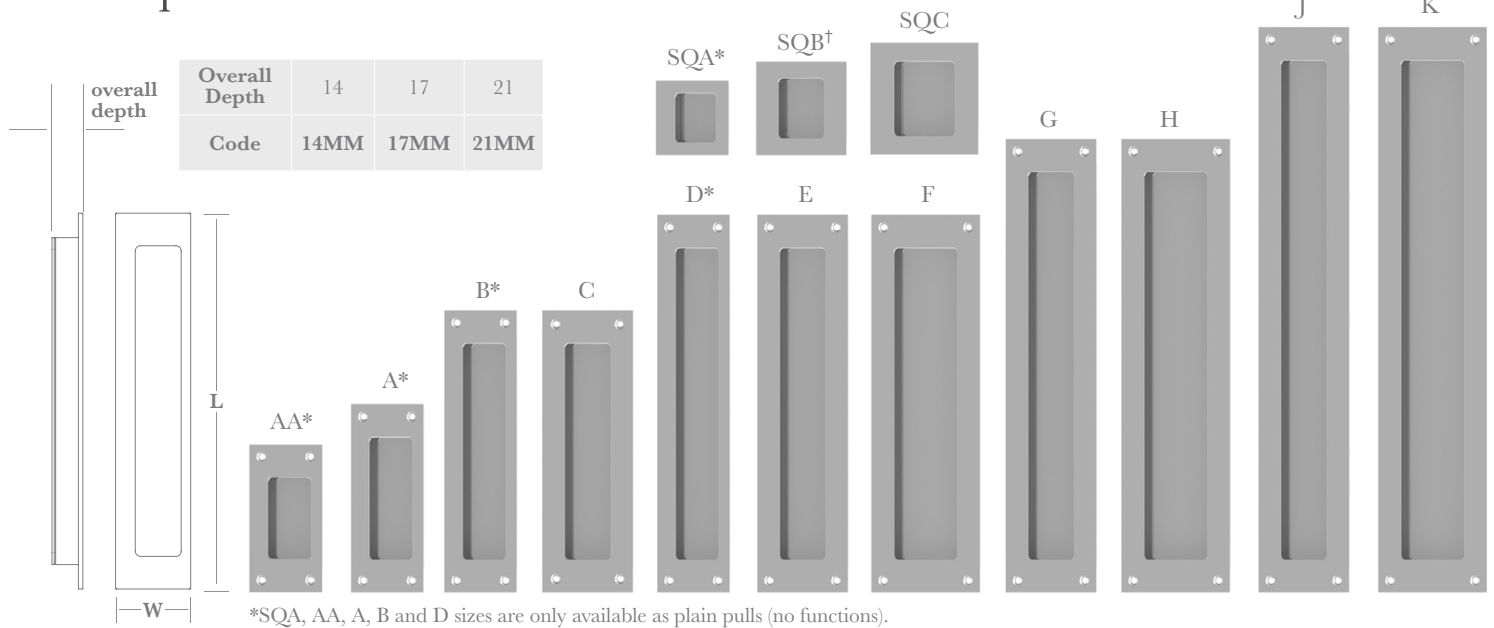
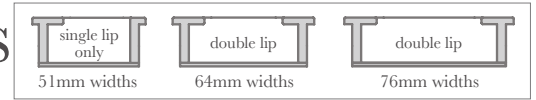
▲ **3207** ▲ **4707** ▲ **4907**

▲ **5907** ▲ **6007** ▲ **6607**

▲ **6707** (square edge design) ▲ **6807** (round edge design) ▲ **8707**

Flush Pulls - Lipped Designs

Size options & dimensions



*SQA, AA, A, B and D sizes are only available as plain pulls (no functions).

†SQB is not available with Swing Cover Release function.

	SQA	SQB	SQC	AA	A	B	C	D	E	F	G	H	J	K
Size (L x W)	51 x 51	64 x 64	76 x 76	102 x 51	127 x 51	190 x 51	190 x 64	254 x 51	254 x 64	254 x 76	305 x 64	305 x 76	380 x 64	380 x 76
Overall Aperture Size (L x W)	33 x 28	40 x 32	50 x 43	60 x 30	82 x 30	145 x 30	145 x 32	209 x 30	209 x 32	209 x 44	260 x 32	260 x 44	335 x 32	335 x 44
Mortice Size (L x W)	43 x 39	50 x 50	60 x 63	70 x 43	95 x 43	158 x 43	158 x 55	222 x 43	222 x 55	222 x 67	273 x 55	273 x 67	348 x 55	348 x 67
32 Series Design Size (L x W)	69 x 51	82 x 64	94 x 76											

Custom sizes are available upon request - surcharge may apply.

Functions, Mortice Depths & Face Plate Thicknesses

NB. Please see page DF4:030 for lock centre positions

Size C shown except where indicated

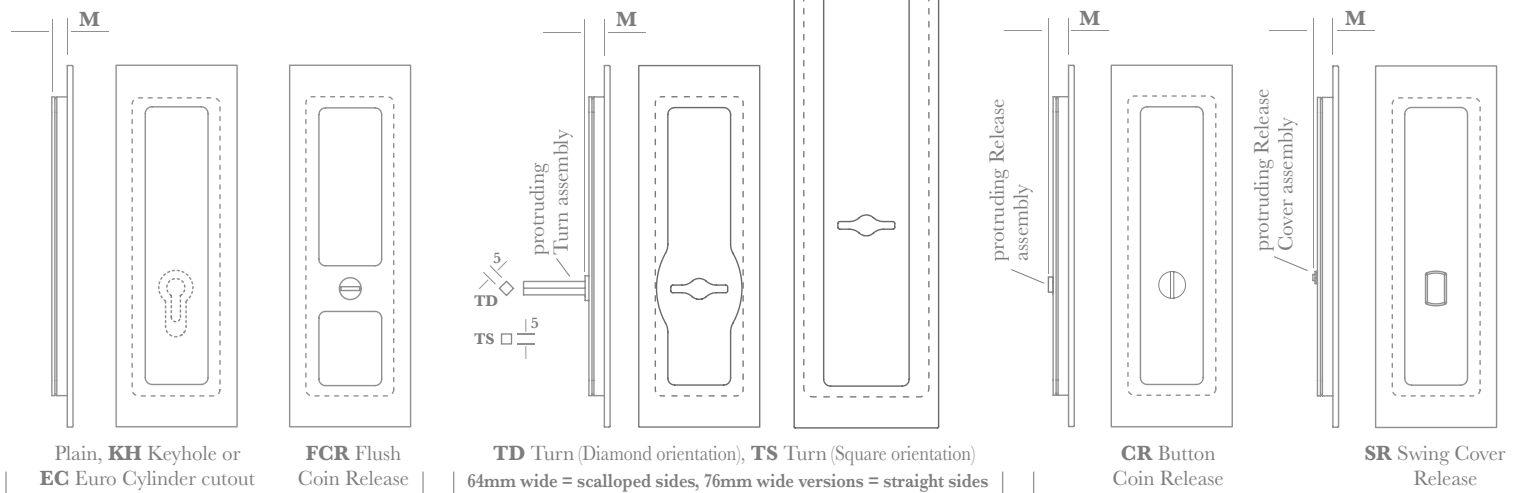


PLATE DESIGN	Face Plate Thickness T	M Mortice Depths								
		Plain Keyhole Euro Cylinder cutout Flush Coin Release			Turn NB. Mortice depths shown below include the extra 2mm required to accommodate the turn assembly.			Swing Cover Release Button Coin Release NB. Mortice depths shown below include the extra 2.5mm required to accommodate the swing cover assembly.		
		14MM	17MM	21MM	14MM	17MM	21MM	14MM	17MM	21MM
32--, 67--, 68--, 87--	4	11	14	18	13	16	20	13.5	16.5	20.5
47--, 49--, 59--, 60--, 66--	3	12	15	19	14	17	21	14.5	17.5	21.5



nickel plated
release key
supplied with
Swing Cover
Release

Flush Pulls - Traditional Lipped Designs

A selection of traditional lipped Flush Pulls suitable for sliding doors and drawers.

The lipped feature renders them suitable for use as drawer pulls and on lightweight hinged cabinet doors. These Pulls are not recommended for full size hinged doors.

The 2713, 2714 & 9538 designs are supplied with pocket fixing at the top and bottom of the aperture, as shown below.



▲ 2713



▲ 2714



▲ 9538



▲ 1155



▲ 1157



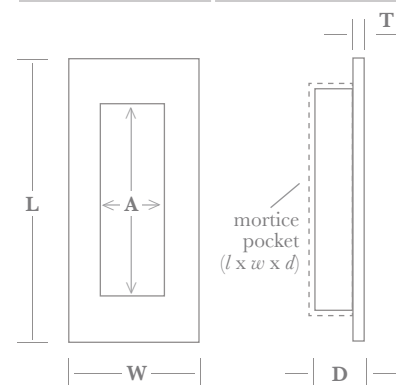
▲ 1159



▲ 3944

FLUSH FIT INSTALLATION

As these Pulls are hand finished the outer face edge dimensions may vary and are not suitable for pre-morticed installations



Fixings

Face fixed Pulls supplied with finish matched no. 6 x 25mm wood screws.

Pocket fixed Pulls supplied with finish matched no. 6 x 19mm wood screws.

How to Order

1) select PULL (e.g. 1157)

2) add FINISH (e.g. 1157PB)

1155, 2713, 2714 & 9538 - add SIZE (e.g. 1155PB/B).

Finishes - See our price list or website for finish availability.

	1155, 2713 2714, 9538		1157	1159	3944
	A	B			
Size (L x W)	90 x 41	103 x 51	89 x 41	114 x 64	100 x 50
A (aperture)	61 x 21	71 x 25	62 x 19	83 x 34	61 x 21
D (depth)	16	19	16	21	14
T (thickness)	4	4	3	4	6
mortice size (l x w x d)	72 x 30 x 13	84 x 36 x 16	72 x 30 x 14	98 x 51 x 18	72 x 30 x 9

Flush Ring Handles & Coin Releases

A selection of Flush Ring Handles and Coin Releases in three sizes, along with a fully flush version suitable for Squash Court doors, floor fixing for trapdoors, or simply for improved aesthetics.

A smaller Coin Release is also available.

All Coins Releases are supplied with a 5mm - 8mm conversion spindle.



Fixings

1084-7 supplied with finished matched no.6 x 19mm wood screws and 8mm x 90mm spindles.

1080-3 supplied with no.6 x 19mm wood screws and a 5mm square spindle and a 5mm to 8mm conversion spindle.

1090 supplied with finish matched no.4 x 13mm wood screws, a 5mm square spindle and a 5mm to 8mm conversion spindle.

How to Order

- 1) select HANDLE/RELEASE (e.g. **1085**)
- 2) add FINISH (e.g. 1085**PB**)
- 3) add SIZE, except 1087 & 1090 (e.g. 1085**PB/A**).

For FIXED DEAD/DUMMY add FD to code (e.g. 1086**PB/A/FD**).

Finishes - See our price list or website for finish availability.



▲ 1086



▲ 1084



▲ 1085



▲ 1083



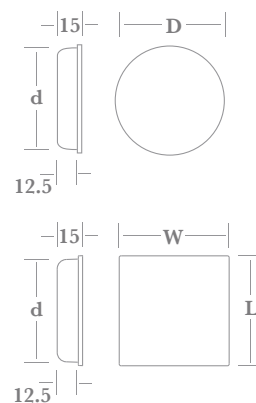
▲ 1080



▲ 1082



▲ 1087



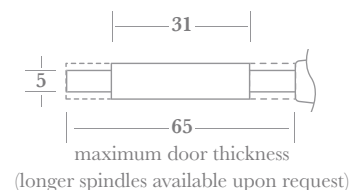

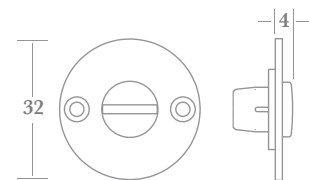
1080, 1082 1084, 1085	A	B	C
D	Ø 63	Ø 73	Ø 88
d	Ø 61	Ø 71	Ø 86

1083 & 1086	A	B	C
L x W	65 x 65	75 x 75	90 x 90
d	Ø 61	Ø 71	Ø 86

1087	
L x W	90 x 90
d	Ø 86



▲ 1090 Coin Release



▲ Conversion Spindle (supplied with 1080, 1082, 1083 & 1090)

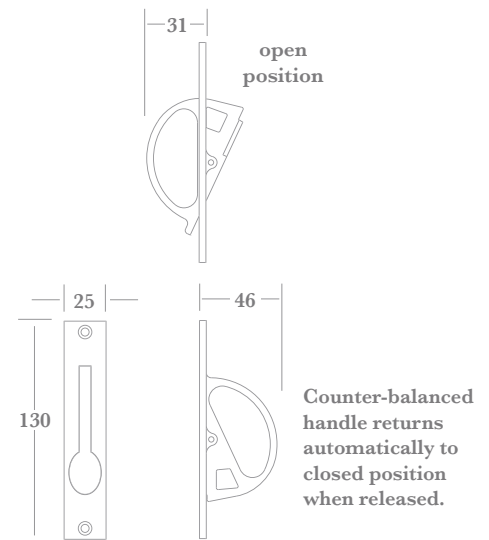
Door Edge Pulls

Three different designs of Door Edge Pulls. The 4377 & 4378 are both robust, heavy duty designs suitable for all door sizes & weights, whilst the 4380 is best suited for light/hollow core doors only.

A particular feature of the 4378 is the finish matched Pull, Face Plate, Release Button, and screws.



▲ 4377



Fixings

4377 supplied with finish matched no.8 x 25mm wood screws.

4380 supplied with finish matched no.6 x 25mm wood screws.

4378 supplied with no.8 x 25mm wood screws and finish matched face plate machine screws.

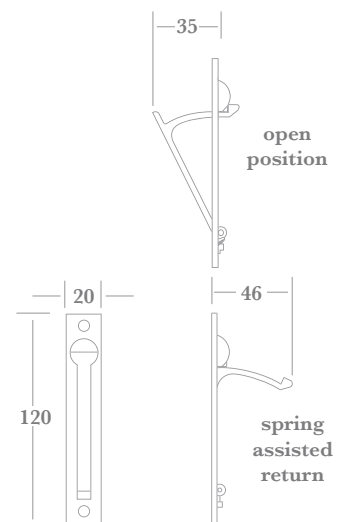
How to Order

- 1) select PULL (e.g. 4377)
- 2) add FINISH (e.g. 4377PC)

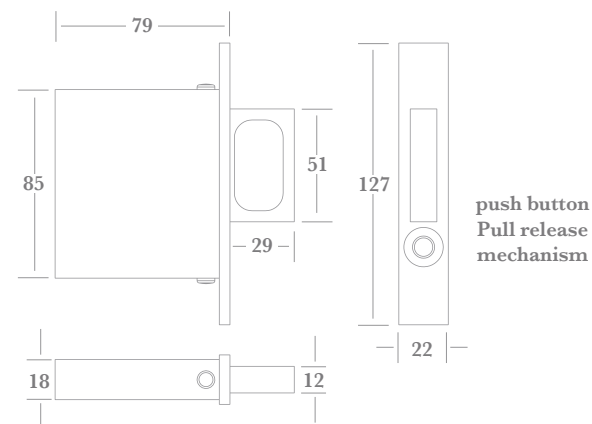
Finishes - See our price list or website for finish availability.



▲ 4380 (suitable for light/hollow core doors only)



▲ 4378



Light touch Pull retraction or automatic retraction when Pull contacts door frame.

Centre Door Knobs

Four classic designs of Centre Door Knob, all CNC machined from blocks of solid brass to produce perfect detailing and proportion.

A Secret Face Fixed option is available which has the advantage of no visible fixing showing on the inside face of the door (see page DF5:010).



Fixings

Supplied with anti-rotation pin, blind nut with cover cap, and M12 x 50mm allthread to suit doors up to 64mm thick (longer allthread available on request).



Finish matched cover cap

Secret Face Fixing - see page DF5:010.

Pairs of Knobs are supplied with a back-to-back fixing system.

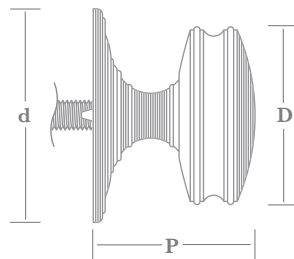
How to Order

- 1) select KNOB (e.g. 2599)
- 2) add FINISH (e.g. 2599PBU)
- 3) add SIZE (e.g. 2599PBU/B)
- 4) To order a pair of Knobs with BACK-TO-BACK fixings add BTB (e.g. 2599PBU/B/BTB).

Finishes - See our price list or website for finish availability.



▲ 2596

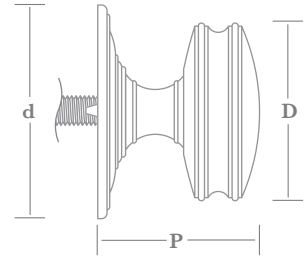


	D (dia)	d (dia)	P (projection)
2596 A	Ø 75	Ø 94	72
2596 B	Ø 94	Ø 113	86

custom sizes available upon request



▲ 2597

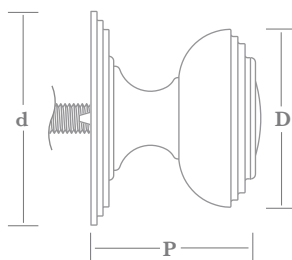


	D (dia)	d (dia)	P (projection)
2597 A	Ø 75	Ø 94	72
2597 B	Ø 94	Ø 113	86

custom sizes available upon request



▲ 2598

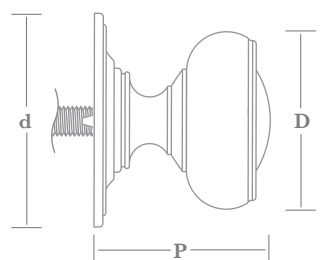


	D (dia)	d (dia)	P (projection)
2598 A	Ø 75	Ø 94	73
2598 B	Ø 94	Ø 113	90

custom sizes available upon request



▲ 2599




	D (dia)	d (dia)	P (projection)
2599 A	Ø 75	Ø 94	76
2599 B	Ø 94	Ø 113	93

custom sizes available upon request

Centre Door Knobs

Four modern contemporary designs of Centre Door Knob, all CNC machined from blocks of solid brass to produce perfect detailing and proportion.

A Secret Face Fixed option is available which has the advantage of no visible fixing showing on the inside face of the door (see page DF5:010).



Fixings

Supplied with anti-rotation pin, blind nut with cover cap, and M12 x 50mm allthread to suit doors up to 64mm thick (longer allthread available on request).



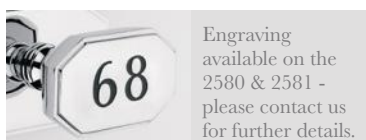
Secret Face Fixing - see page DF5:010.

Pairs of Knobs are supplied with a back-to-back fixing system.

How to Order

- 1) select KNOB (e.g. 2580)
- 2) add FINISH (e.g. 2580PBU)
- 3) add SIZE (e.g. 2580PBU/B)
- 4) To order Secret Face Fixed version add SFF (eg.2580PBU/B/SFF).
- 5) To order a pair of Knobs with BACK-TO-BACK fixings add BTB (e.g. 2580PBU/B/BTB).

Finishes - See our price list or website for finish availability.



Engraving available on the 2580 & 2581 - please contact us for further details.




▲ 2580



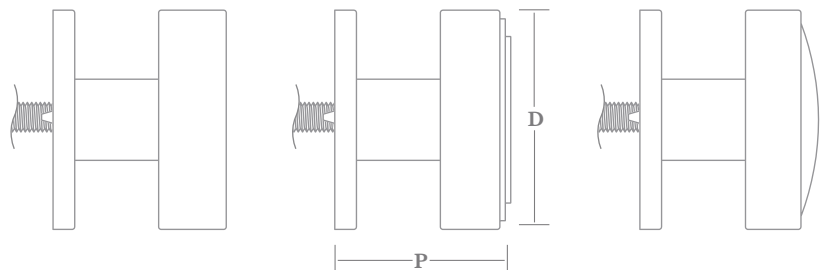
▲ 2581



▲ 2582



▲ 2583



	D (dia)	P (projection)
A	Ø 81	64
B	Ø 94	74

custom sizes available upon request


Centre Door Knobs

Four modern contemporary designs of Centre Door Knob, all CNC machined from blocks of solid brass to produce perfect detailing and proportion.

A Secret Face Fixed option is available which has the advantage of no visible fixing showing on the inside face of the door, see below.



▲ 3351



▲ 3365



▲ 3356



▲ 3366

Fixings

Supplied with anti-rotation pin, blind nut with cover cap, and M12 x 50mm allthread to suit doors up to 64mm thick (longer allthread available on request).



Finish matched cover cap

Secret Face Fixing - see below.

Pairs of Knobs are supplied with a back-to-back fixing system.

How to Order

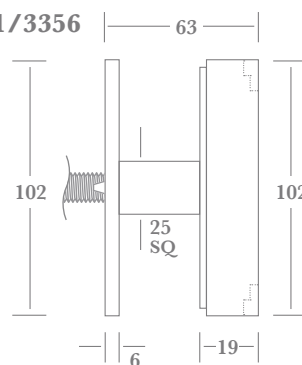
- 1) select KNOB (e.g. 3351)
- 2) add FINISH (e.g. 3351PBU)
- 3) To order Secret Face Fixed version add SFF (eg.3351PBU/A/SFF).
- 4) To order a pair of Knobs with BACK-TO-BACK fixings add BTB (e.g. 3351PBU/A/BTB).

Finishes - See our price list or website for finish availability.

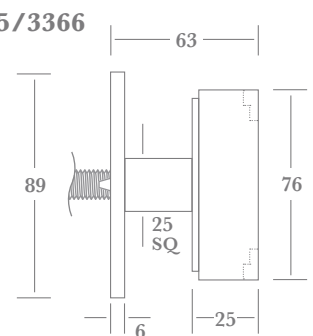


Engraving available on all four knobs - please contact us for further details.

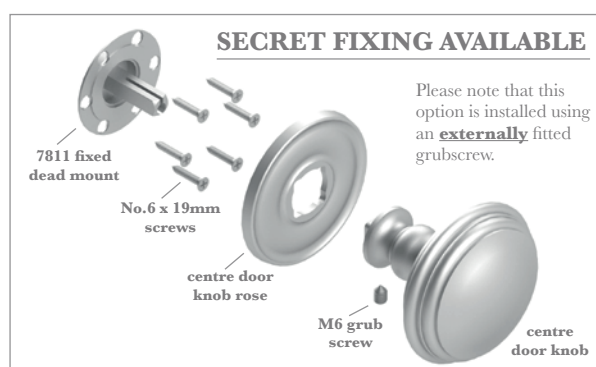
3351/3356



3365/3366



custom sizes available upon request




SECRET FIXING AVAILABLE

Please note that this option is installed using an **externally** fitted grub screw.


Centre Door Knobs

The 3361 & 3376 are CNC machined from blocks of solid brass to produce perfect detailing and superb clean lines. The 9464, 2590 & 2592 are of semi-solid construction, yet still retain substantial heft.

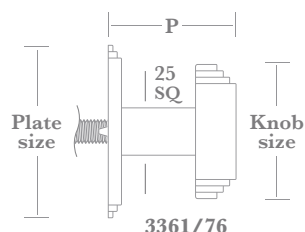
A Secret Face Fixed option is available which has the advantage of no visible fixing showing on the inside face of the door (see page DF5:010).



▲ 3361 (round edge design)

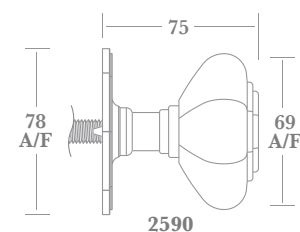
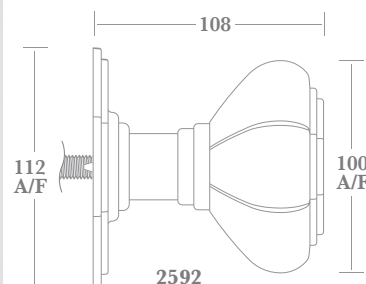

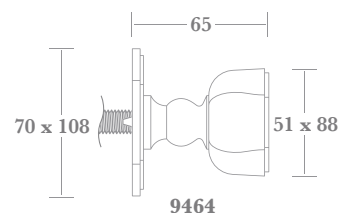


▲ 3376 (square edge design)

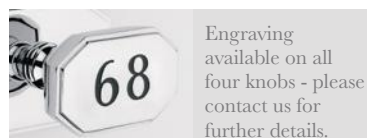


	Knob size	Plate size	P
A	81 x 63	101 x 81	60
B	101 x 77	125 x 101	63

custom sizes available upon request



A/F = dimension across flats



Fixings

Supplied with anti-rotation pin, blind nut with cover cap, and M12 x 50mm allthread to suit doors up to 64mm thick (longer allthread available on request).



Secret Face Fixing - see page DF5:010.

Pairs of Knobs are supplied with a back-to-back fixing system.

How to Order

- 1) select KNOB (e.g. 2590)
- 2) add FINISH (e.g. 2590PBU)
- 3) 3361 & 3376 only - add SIZE (e.g. 3361PBU/A)
- 4) To order Secret Face Fixed version add SFF (eg.2590PBU/A/SFF)
- 5) To order a pair of Knobs with BACK-TO-BACK fixings add BTB (e.g. 3361PBU/A/BTB).

Finishes - See our price list or website for finish availability.

Centre Door Knobs

The two sizes of 2591 are CNC machined from blocks of solid brass to produce perfectly cut facets. The others are of semi-solid construction, yet still retain substantial heft.

A Secret Face Fixed option is available which has the advantage of no visible fixing showing on the inside face of the door (see page DF5:010).



Fixings

Supplied with anti-rotation pin, blind nut with cover cap, and M12 x 50mm allthread to suit doors up to 64mm thick (longer allthread available on request).



Secret Face Fixing - see page DF5:010

Pairs of Knobs are supplied with a back-to-back fixing system.

How to Order

- 1) select KNOB (e.g. 2594)
- 2) add FINISH (e.g. 2594PBU)
- 3) add SIZE (e.g. 2594PBU/A).
- 4) To order Secret Face Fixed version add SFF (eg.2594PBU/A/SFF)
- 5) To order a pair of Knobs with BACK-TO-BACK fixings add BTB (e.g. 2594PBU/A/BTB).

Finishes - See our price list or website for finish availability.



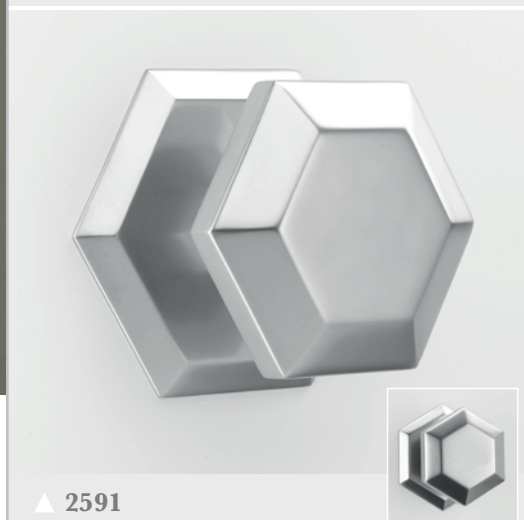
Engraving available on 2591 - please contact us for further details.




▲ 2594



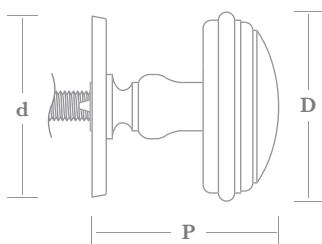
▲ 2653



▲ 2591

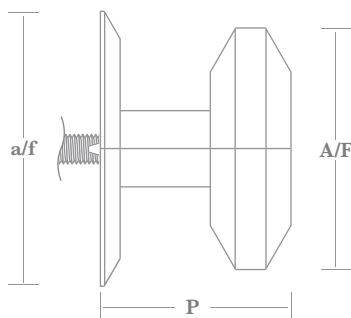


▲ 2593



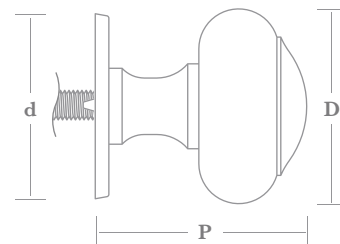
	D (dia)	d (dia)	P (projection)
2594 A	Ø 75	Ø 72	75
2594 B	Ø 100	Ø 95	90

custom sizes available upon request



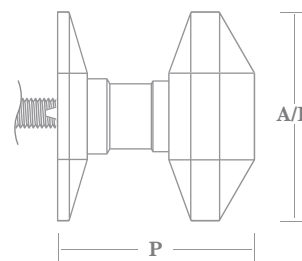
	A/F	a/f	P (projection)
2591 A	75	87	60
2591 B	100	100	63

custom sizes available upon request
A/F = dimension across flats



	D (dia)	d (dia)	P (projection)
2653 A	Ø 73	Ø 72	80
2653 B	Ø 100	Ø 95	109

custom sizes available upon request



	A/F	P (projection)
2593 A	70	72
2593 B	79	74

custom sizes available upon request


UPDATED
12/22

DF5:030

Letter Plates

Four CNC machined Letter Plates with inward opening sprung flaps.

Interior Tidies, coordinating Centre Door Knobs, Door Knockers and Cylinder Pulls can be found within this section.



Fixings

Supplied with M6 x 34mm allthreads for doors 44mm to 57mm thick and M6 x 51mm allthreads for doors 57mm to 76mm thick, with M6 blind nuts and finish matched cover caps. Longer allthreads for thicker doors available on request.



How to Order

- 1) select PLATE (e.g. 3359)
- 2) add FINISH (e.g. 3359PBU).

NB. Exterior Letter Plate only supplied - for Interior Tidies see page DF5:050.

Finishes - See our price list or website for finish availability.



▲ 3354



side view



▲ 3359



side view



▲ 3364 (round edge design)



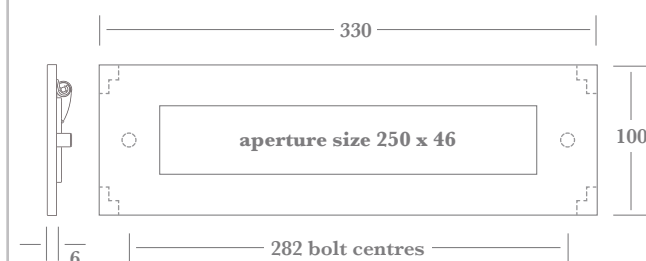
side view



▲ 3379 (square edge design)



side view



CUSTOM SIZES
These Letter Plates can be specially manufactured in custom sizes if desired.

Letter Plates

Three CNC machined Letter Plates with inward opening sprung flaps.

Interior Tidies, coordinating Centre Door Knobs, Door Knockers and Cylinder Pulls can be found within this section.



side view

▲ 3390



side view

▲ 3391 (square edge design)



side view

▲ 3392 (round edge design)

Fixings

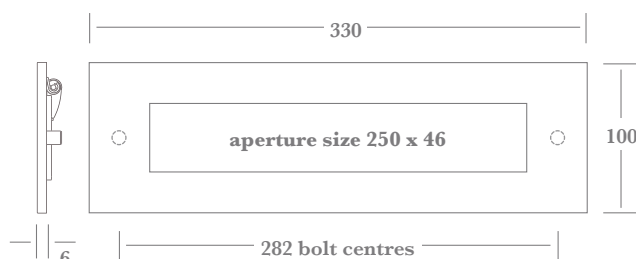
Supplied with M6 x 34mm allthreads for doors 44mm to 57mm thick and M6 x 51mm allthreads for doors 57mm to 76mm thick, with M6 blind nuts and finish matched cover caps. Longer allthreads for thicker doors available on request.



How to Order

- 1) select PLATE (e.g. 3390)
 - 2) add FINISH (e.g. 3390PBU).
- NB. Exterior Letter Plate only supplied - for Interior Tidies see page DF5:050.


Finishes - See our price list or website for finish availability.



CUSTOM SIZES
These Letter Plates can be specially manufactured in custom sizes if desired.

Letter Plates & Interior Tidies


Two Letter Plates with inward opening sprung flaps, along with an Interior Tidy available in a variety of sizes.



▲ 1101



▲ 9453



▲ 1102

Fixings

Supplied with M6 x 34mm allthreads for doors 44mm to 57mm thick and M6 x 51mm allthreads for doors 57mm to 76mm thick, with M6 blind nuts and finish matched cover caps. Longer allthreads for thicker doors available on request



1102: Supplied with finish matched No.6 x 3/4" flat counter sink wood screws.

How to Order

- 1) select PLATE/TIDY (e.g. 1101)
- 2) add FINISH (e.g. 1101PGU).
- 1102 - add SIZE (e.g. 1101PGU/C).

Finishes - See our price list or website for finish availability.

	Overall size	Aperture size
1101	305 x 95	230 x 47
9453	255 x 90	182 x 50

1102	Overall size	Designed to work with Letter Plate code:
A	305 x 96	9453
B	356 x 96	1101/3354/ 3359/3364/3379
C	406 x 96	
D	430 x 96	

Interior Tidies

Interior Tidy Frame and Flaps designed to work with our Exterior Letter Plates.



▲ Letter Tidy Frame & Flap 1104, 1105, 1106



▲ Letter Tidy Flap 1103



▲ Letter Tidy Frame 1107, 1108, 1109

Fixings

1103: Supplied with finish matched No.6 x 3/4" flat counter sink wood screws. Clear plastic bump stop fitted to knob screw head.

1104, 1105, 1106, 1107, 1108 & 1109: Supplied with finish matched M6 blind nuts to work with suiting external letter plate. 1104, 1105 & 1106 also supplied with clear plastic bump stop fitted to each end of plate and knob screw head.

Finish matched M6 blind nut



How to Order


- 1) select TIDY (e.g. 1103)
- 2) add FINISH (e.g. 1103ABU).
- 3) add SIZE if applicable (e.g. 1103ABU/C).

Finishes - See our price list or website for finish availability.

	Overall size	Use with Letter Plate:
1103A 1104A 1107A	305 x 96	
1103B 1104B 1107B	356 x 96	1101
1103C 1104C 1107C	406 x 118	
1103D 1104D 1107D	430 x 118	
1105 1108	356 x 96	3354/3359/ 3364/3379
1106 1109	306 x 96	9453

Door Knockers

Three heavyweight Door Knockers, all well proportioned and of heavy, solid construction, which coordinate with Letter Plates, Centre Door Knobs and Cylinder Pulls found within this section.



▲ **3381** 120 x 114

Fixings

Supplied with anti-rotation pin, blind nut with finish-matched cover cap, and M6 x 50mm allthread to suit doors up to 64mm thick (longer allthread available on request).



How to Order

- 1) select KNOCKER (e.g. 3380)
- 2) add FINISH (e.g. 3380**PBU**).

Finishes - See our price list or website for finish availability.



▲ **3380** 120 x 114



▲ **3382** 160 x 44

Door Knockers

Three heavyweight Door Knockers, one classic Drop Ring and two modern contemporary square designs which coordinate with Letter Plates, Centre Door Knobs and Cylinder Pulls found within this section.



▲ **2564** 135 x 110

Fixings

Supplied with anti-rotation pin, blind nut with finish-matched cover cap, and M6 x 50mm allthread to suit doors up to 64mm thick (longer allthread available on request).



Finish matched
cover cap


How to Order

- 1) select KNOCKER (e.g. 2564)
- 2) add FINISH (e.g. 2564PBU).

Finishes - See our price list or website for finish availability.



▲ **3350** 106 x 100



▲ **3355** 106 x 100

Door Knockers

Three Art Deco period inspired Door Knockers, all well proportioned and of heavy, solid construction, and our take on the classic 'Doctors Pattern' Door Kocker.



Fixings

Supplied with anti-rotation pin, blind nut with finish-matched cover cap, and M6 x 50mm allthread to suit doors up to 64mm thick (longer allthread available on request).



Finish matched
cover cap

How to Order

- 1) select KNOCKER (e.g. 9471)
- 2) add FINISH (e.g. 9471PBU).

Finishes - See our price list or website for finish availability.



▲ **3360** (round edge design) 149 x 44



▲ **3375** (square edge design) 149 x 44



▲ **9471** 145 x 40



▲ **7453** 180 x 55

Bell Pushes

Six classic designs of concealed fix Bell Push - each offered in four different diameters - complementing the Allart Select Door Knob and Lever Rosettes in section ST3; all supplied with finish matched push buttons.



Fixings

Supplied with subrose and no.4 x 13mm wood screws.

How to Order


- 1) select PUSH (e.g. 7846BP)
- 2) add FINISH (e.g. 7846BP/**PBU**)
- 3) add SIZE (e.g. 7846BP/PBU/**B**).

Finishes - See our price list or website for finish availability.



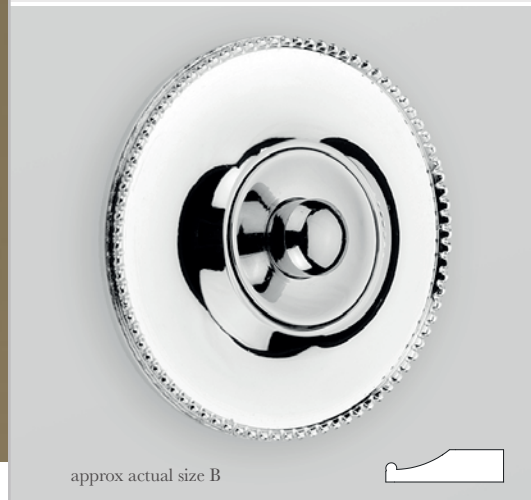
approx actual size B

▲ 7822BP




approx actual size B

▲ 7827BP




approx actual size B

▲ 7838BP



approx actual size B

▲ 7841BP



approx actual size B

▲ 7846BP



approx actual size B

▲ 7847BP



	A	B	C	D
D (diameter)	Ø 44	Ø 54	Ø 64	Ø 76

Custom sizes available upon request - surcharge may apply.



SUBROSE
SUPPLIED

Bell Pushes

Two traditional and four contemporary designs of concealed fix Bell Push - each offered in up to four different diameters - complementing the Allart Select Door Knob and Lever Rosettes in section ST3; all supplied with finish matched push buttons.




Fixings

Supplied with subrose and no.4 x 13mm wood screws.

How to Order

- 1) select PUSH (e.g. 7843BP)
- 2) add FINISH (e.g. 7843BP/**PBU**)
- 3) add SIZE (e.g. 7843BP/PBU/**B**).

Finishes - See our price list or website for finish availability.



	A	B	C	D
D (diameter)	Ø 44	Ø 54	Ø 64	Ø 76

Custom sizes available upon request - surcharge may apply.



SUBROSE
SUPPLIED

UPDATED
09/21

DF5:090

Bell Pushes

A selection of nine Bell Push designs - each offered in three sizes - complementing the Allart Select Door Knob & Lever Backplates (see section ST4), supplied with fully finish matched push buttons.

A size shown



Fixings

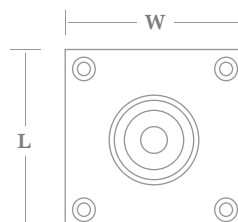

Supplied with finish matched no.6 x 19mm wood screws.

How to Order

- 1) select PUSH (e.g. 4750BP)
- 2) add SIZE (e.g. 4750BP/**B**)
- 3) add FINISH (e.g. 4750BP/B/**PBU**).

Finishes - See our price list or website for finish availability.

All images shown below are B size (54mm)

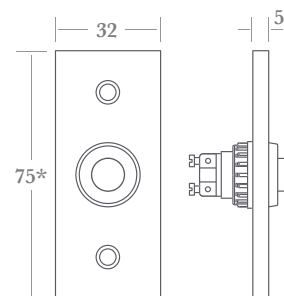


	A	B	C
L x W	44 x 44	54 x 54	64 x 64
3250BP only	62 x 44	72 x 54	82 x 64

Custom sizes available upon request - surcharge may apply.


Bell Pushes

A selection of twelve 5mm thick Bell Push designs to complement the Allart Select Door Knob & Lever Backplates (see section ST4), supplied with fully finish matched push buttons. The square edge design is also available 3mm thick in two sizes, again with fully finish matched push buttons.



* except 2680 = 87 high

▲ 2692



Fixings

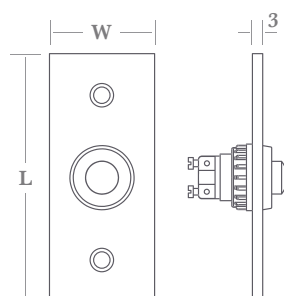
Supplied with finish matched no.6 x 19mm wood screws.

How to Order

- 1) select PUSH (e.g. 2680)
- 2) add FINISH (e.g. 2680PBU).
- 3) add SIZE -2600 only (e.g. 2600PBU/B).

Finishes - See our price list or website for finish availability.

3mm THICK OPTION - SQUARE EDGE DESIGN ONLY



2600	A	B
L x W	75 x 28	75 x 32

Cylinder Pulls & Numerals

Two designs of Cylinder Pull for use in conjunction with rim cylinder night latches.

A Cylinder Pull for use with dead-bolts on storeroom doors, with the option of Euro/Oval/Keyhole cutouts.

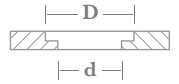
A full set of Numerals (0-9) offered with rear fixing spikes.



▲ **1996** 82 x 43



▲ **9472** 81 x 43




code	Cylinder Type	D	(d)
UK	UK standard	33	30
US	US standard	35	32



▲ **1997** 82 x 43
shown with euro cyl cutout (E)



oval cyl cutout (O)†



standard keyhole (S)



▲ **0093** 75 high

approx actual size

† cutout for standard 32 x 18mm oval cylinder (larger cutouts available upon request)



A full selection of escutcheons and cylinder seating collars can be found in section DF6.

Fixings

0093 fitted with spikes that embed into the door face.

1997 supplied with finish matched no.6 x 19mm wood screws.

1996 & 9472 are fitted with an anti-rotation pin on the rear.

How to Order

1996 & 9472:

1) add FINISH (e.g. 1996**PC**)

2) add CYLINDER TYPE
(e.g. 1996PC/**UK** or 1996PC/**US**)

Please note - cylinder not supplied.

1997:

1) add FINISH (e.g. 1997**PC**)

2) add PROFILE (e.g. 1997PC/**O**)

0093:

1) add FINISH (e.g. 0093**PC**)

2) add NUMBER (e.g. 0093PC/**3**)

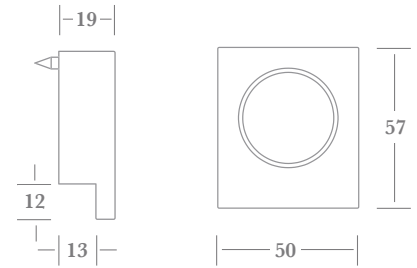
Finishes - See our price list or website for finish availability.

Cylinder Pulls

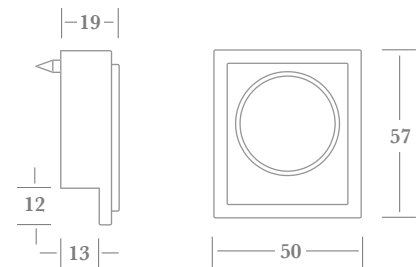
Four modern contemporary Cylinder Pulls designed to complement Letter Plates, Centre Door Knobs, and Door Knockers found within this section - each offered machined to accept either the UK or US standard cylinders.



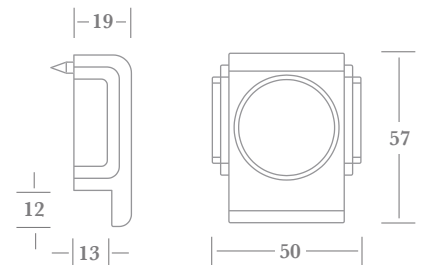
▲ 3352



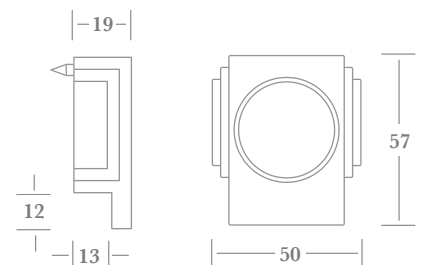
▲ 3357



▲ 3362 (round edge design)



▲ 3377 (square edge design)



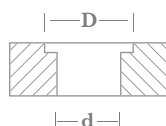
Fixings

Fitted with an anti-rotation pin on the rear.

How to Order

- 1) select PULL (e.g. 3362)
 - 2) add FINISH (e.g. 3362PC)
 - 3) add CYLINDER TYPE (e.g. 3362PC/**UK** or 3362PC/**US**).
- Please note - cylinder not supplied.

Finishes - See our price list or website for finish availability.



code	Cylinder Type	D	(d)
UK	UK standard	33	30
US	US standard	35	32

Cylinder Covers

A comprehensive range of Cylinder Covers each offered machined to accept either the UK or US standard mortice cylinders.



▲ 3927 58 x 45



▲ 4057 58 x 45



▲ 4058 50 dia



▲ 4070 50 dia



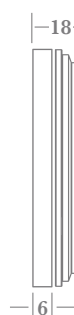
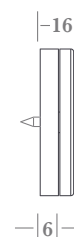
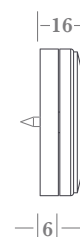
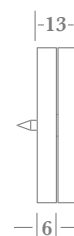
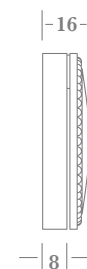
▲ 4071 50 dia



▲ 4062 62 x 39



▲ 4064 77 x 42



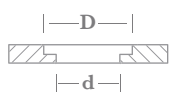
Fixings

4058, 4070 & 4071 - fitted with an anti-rotation pin on the rear.
All others - supplied with finish matched no.6 x 19mm wood screw for anti-rotation.

How to Order

- 1) select COVER (e.g. 4057)
 - 2) add FINISH (e.g. 4057**PC**)
 - 3) add CYLINDER TYPE (e.g. 4057PC/**UK** or 4057PC/**US**).
- Please note - cylinder not supplied.

Finishes - See our price list or website for finish availability.



code	Cylinder Type	D	(d)
UK	UK standard	33	30
US	US standard	35	32

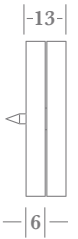
Cylinder Covers



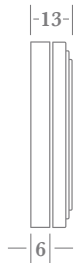
▲ **4066** 45 x 45



▲ **4067** 45 x 45



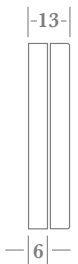
▲ **4059** 50 x 50



▲ **4060** 60 x 38



▲ **4061** 60 x 38



▲ **4063** 60 x 38

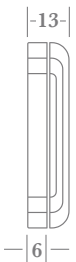


▲ **4065** 60 x 38



square edge design

▲ **4068** 60 x 38



round edge design

▲ **4069** 60 x 38

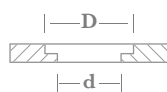
Fixings

4066, 4067 & 4059 - fitted with an anti-rotation pin on the rear.
All others - supplied with finish matched no.6 x 19mm wood screw for anti-rotation.

How to Order

- 1) select COVER (e.g. 4059)
 - 2) add FINISH (e.g. 4059**PC**)
 - 3) add CYLINDER TYPE (e.g. 4059PC/**UK** or 4057PC/**US**).
- Please note - cylinder not supplied.

Finishes - See our price list or website for finish availability.

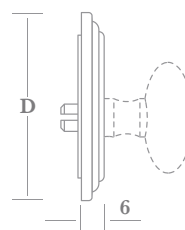


code	Cylinder Type	D	(d)
UK	UK standard	33	30
US	US standard	35	32

Auxiliary Deadbolt Turns - 54mm & 64mm Ø Rosettes

A US specification Auxiliary Deadbolt Turn available in two diameters to cater for either undrilled or pre-bored doors.

This Round Plate & Thumb Turn combination is offered with twelve Round Plate designs and over thirty different Thumb Turns. A Patio function version is also available in both sizes (undrilled doors only).



	A	B
D (diameter)	Ø 54	Ø 64
Application	Undrilled Doors only	Pre-Bored or undrilled Doors



See Allart Select section, page ST7:130/140 for Turn options

▲ **7834ADT** size A Rosette with T51 Turn

Below: computer generated images (A size shown) - all shown with T51 Turn



Fixings

Supplied with finished matched M3 x 10mm machine screws and a Cylinder Fixing Plate (Rim Cylinder and fixing bolts available separately). Patio Function (FTP) also supplied with no.6 x 19mm wood screws.

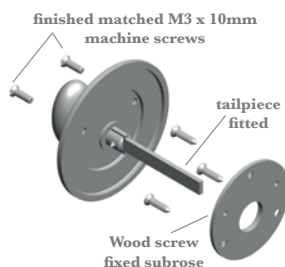
How to Order

- 1) select ROSETTE DESIGN (e.g. **7821ADT**)
- 2) add SIZE (e.g. 7821ADT/A)
- 3) add TURN CODE (e.g. 7821ADT/A/T61)
- 4) for PATIO FUNCTION add FTP (e.g. 7821ADT/A/T61FTP)
- 5) add FINISH (e.g. 7821ADT/A/T61/PC or 7821ADT/A/T61FTP/PC).

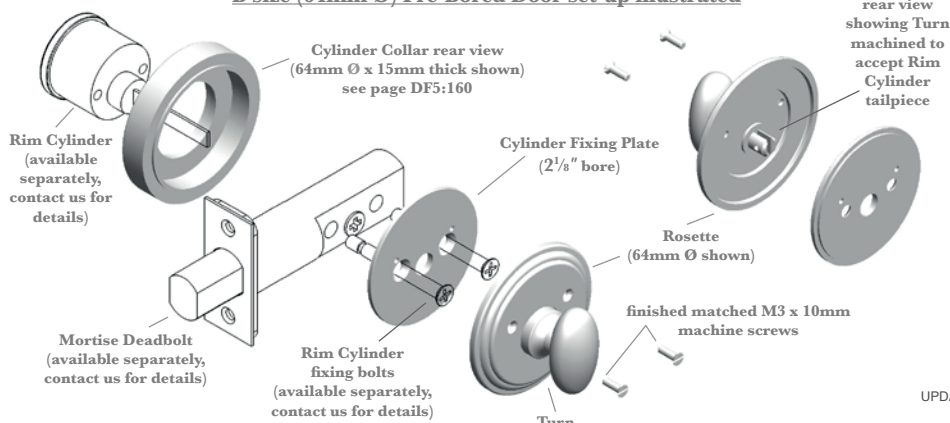
Finishes - See our price list or website for finish availability.

PATIO FUNCTION

Turn on plate supplied with tailpiece fitted and sub-rose (woodscrew fixed). Add FTP to code as detailed above.



B size (64mm Ø) Pre-Bored Door set-up illustrated





A size (54mm Ø)
Cylinder Fixing Plate for 1 3/8" Ø bore - supplied with A size Rosettes for undrilled door application



Auxiliary Deadbolt Collars - 54 & 64mm Ø Rosettes


A US specification Auxiliary Deadbolt Collar available in two diameters to cater for either undrilled or pre-bored doors; both designed to work with 44mm & 57mm thick doors, with an optional Extension Collar to cater for 34mm thick doors.

The Cylinder Collars are offered in twelve designs to match up with the Deadbolt Thumb Turns to be found on page DF5:150.



▲ **7834ADC**

▲ shown with optional 6mm Extension Collar




▲ **7821ADC**
Previously 8540

▲ **7822ADC**
Previously 8541

▲ **7827ADC**
Previously 8542

▲ **7834ADC**
Previously 8543




▲ **7838ADC**
Previously 8544

▲ **7841ADC**
Previously 8545

▲ **7842ADC**
Previously 8546

▲ **7843ADC**
Previously 8547



▲ **7844ADC**
Previously 8548

▲ **7845ADC**
Previously 8549

▲ **7846ADC**
Previously 8550

▲ **7847ADC**
Previously 8551

How to Order

Collars:

- 1) select COLLAR DESIGN (e.g. **7834ADC**)
- 2) add SIZE (e.g. **7834ADC/B**)
- 3) add FINISH (e.g. **7834ADC/B/PC**)

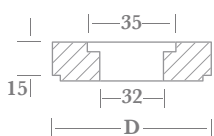
For use with Baldwin Cylinders add /USB
to code (e.g. **7834ADC/B/PC/USB**).

8000 Extension Collars:

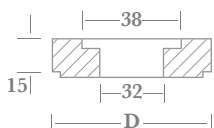
- 1) select SIZE (e.g. **8000B**)
- 2) add FINISH (e.g. **8000B/PC**)

Finishes - See our price list or website for finish availability.

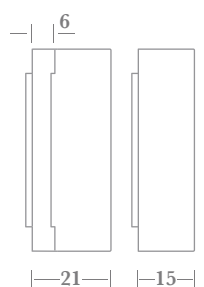
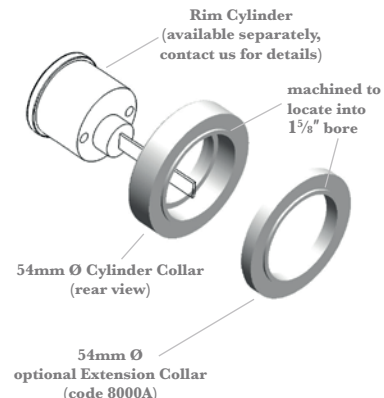
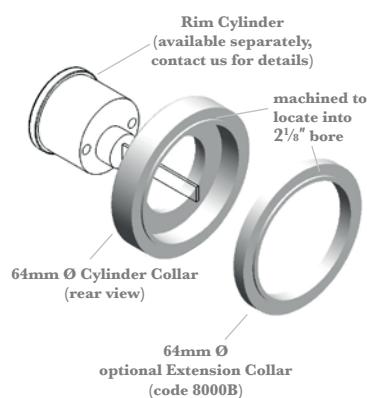
	A	B
D (diameter)	Ø 54	Ø 64
Application	Undrilled Doors	Pre-Bored Doors



STANDARD MACHINING
(designed to work with Baton rim cylinders or equivalent)



USB MACHINING OPTION
(for Baldwin rim cylinders)



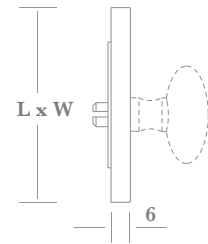
Auxiliary Deadbolt Turns - 54 & 64mm Square Plates

A US specification Auxiliary Deadbolt Turn available in two sizes to cater for either undrilled or pre-bored doors.

This Square Plate & Thumb Turn combination is offered with nine Square Plate designs and over thirty different Thumb Turns. A Patio function version is also available in both sizes (undrilled doors only).



▲ **6053ADT** size B Plate shown with T61 Turn



	A	B
L x W	54 x 54	64 x 64
3253ADT only	72 x 54	82 x 64
Application	Undrilled Doors only	Pre-Bored or undrilled Doors



See Allart Select section, page ST7:130/140 for Turn options

Fixings

Supplied with finished matched M3 x 10mm machine screws and a Cylinder Fixing Plate (Rim Cylinder and fixing bolts available separately).
Patio Function (FTP) also supplied with no.6 x 19mm wood screws.

How to Order

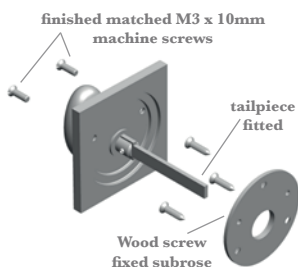
- 1) select PLATE DESIGN (e.g. **4953ADT**)
- 2) add SIZE (e.g. 4953ADT/**B**)
- 3) add TURN CODE (e.g. 4953ADT/B/**T61**)
- 4) for PATIO FUNCTION
add FTP (e.g. 4953ADT/B/T61**FTP**)
- 5) add FINISH (e.g. 4953ADT/B/T61**PC** or 4953ADT/B/T61FTP/**PC**).

Finishes - See our price list or website for finish availability.

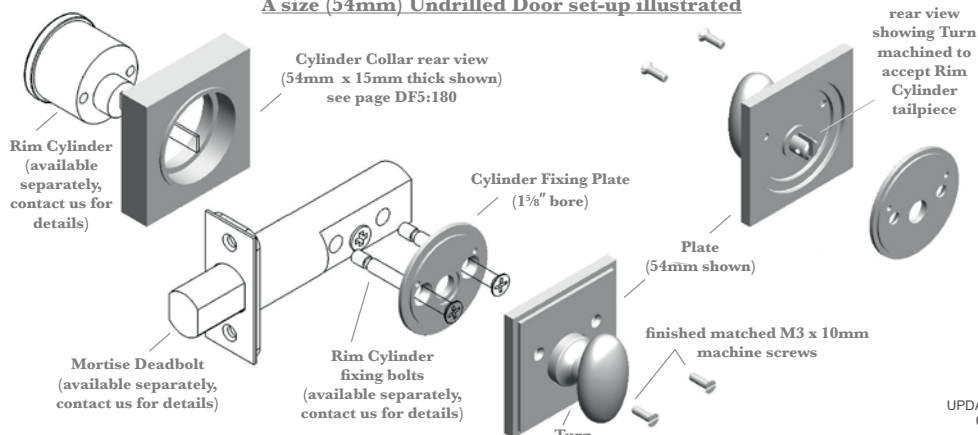
 shown with T56 turn ▲ 3253ADT Previously 8520	 shown with T67 turn ▲ 4753ADT Previously 8521	 shown with T69 turn ▲ 4953ADT Previously 8522
 shown with T61 turn ▲ 5953ADT Previously 8523	 shown with T52 turn ▲ 6053ADT Previously 8524	 shown with T54 turn ▲ 6653ADT Previously 8525
 shown with T56 turn (square edge design) ▲ 6753ADT Previously 8526	 shown with T55 turn (round edge design) ▲ 6853ADT Previously 8527	 shown with T53 turn ▲ 8753ADT Previously 8528

PATIO FUNCTION

Turn on plate supplied with tailpiece fitted and sub-rose (woodscrew fixed). Add FTP to code as detailed above.



A size (54mm) Undrilled Door set-up illustrated




B size (64mm)
Cylinder Fixing Plate for 2 1/8" Ø bore - supplied with B size Plates for pre-bore door application



Auxiliary Deadbolt Collars - 54 & 64mm Square Plates

A US specification Auxiliary Deadbolt Collar available in two sizes to cater for either undrilled or pre-bored doors; and in two thicknesses to cater for doors between 34mm & 57mm thick.

The Cylinder Collars are offered in nine designs to match up with the Deadbolt Thumb Turns to be found on page DF5:170.




15mm thick




21mm thick

▲ **6002ADC** size A shown in both 15mm & 21mm thickness options

computer generated images (A size shown 15mm thick)



▲ **3202ADC** Previously 8560




▲ **4702ADC** Previously 8561



▲ **4902ADC** Previously 8562




▲ **5902ADC** Previously 8563



▲ **6002ADC** Previously 8564




▲ **6602ADC** Previously 8565



(square edge design)

▲ **6702ADC** Previously 8566



(round edge design)

▲ **6802ADC** Previously 8567



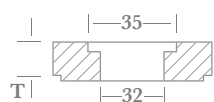
▲ **8702ADC** Previously 8568

How to Order

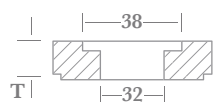
- 1) select PLATE DESIGN (e.g. **5902ADC**)
 - 2) add SIZE (e.g. 5902ADC/**B**)
 - 3) add THICKNESS (e.g. 5902ADC/B**15MM**)
 - 4) add FINISH (e.g. 5902ADC/B15MM/**PC**)
- For use with Baldwin Cylinders add **/USB** to code (e.g. 5902ADC/B15MM/PC/**USB**)

Finishes - See our price list or website for finish availability.

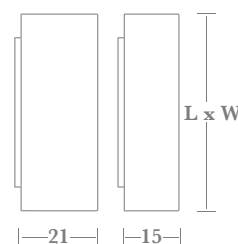
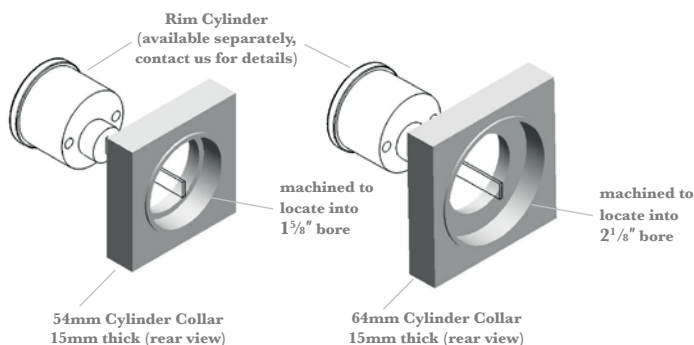
	A	B	Door Thickness
L x W	54 x 54	64 x 64	
3202ADC only	72 x 54	82 x 64	
T (thickness options)	15	15	44 & 57
	21	21	34
Application	Undrilled Doors	Pre-Bored Doors	



STANDARD MACHINING
(designed to work with Baton rim cylinders or equivalent)



USB MACHINING OPTION
(for Baldwin rim cylinders)



Auxiliary Deadbolt Turns & Collars

54 & 64mm Diamond Plates

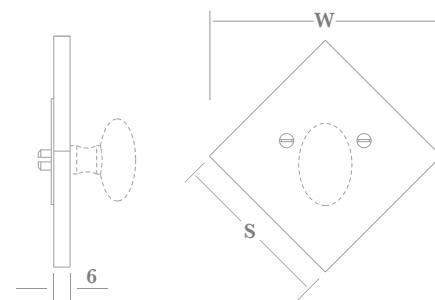
Diamond orientated, USA specification, Auxiliary Deadbolt Turns & Collars - both available in two sizes to cater for either undrilled or pre-bored doors.

The Cylinder Collar is also offered in two thicknesses to cater for doors between 34mm & 57mm thick.

Please contact us should you be unsure how a certain combination might look and we will be pleased to provide you with an image for your perusal.



Size A shown with T67 turn




	A	B
S (square)	54 x 54	64 x 64
W (width)	76	90
Application	Undrilled Doors	Pre-Bored Doors



See Allart Select section, page ST7:130/140 for Turn options

▲ **4754ADT** Previously 8529

computer generated images (A size shown)



shown with T69 turn

▲ **4954ADT** Previously 8530



shown with T61 turn


▲ **5954ADT** Previously 8531



shown with T52 turn

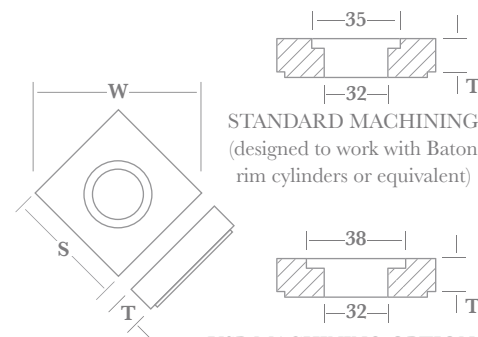
▲ **6054ADT** Previously 8532

computer generated image



Size A shown 15mm thick

▲ **4754ADC** Previously 8561



	A	B	Door Thickness
S (square)	54	64	
W (width)	76	90	
T (thickness options)	15	15	44 & 57
	21	21	34
Application	Undrilled Doors	Pre-Bored Doors	

Fixings

Deadbolt Turns supplied with finished matched M3 x 10mm machine screws and a Cylinder Fixing Plate (Rim Cylinder and fixing bolts available separately).

How to Order

Deadbolt Turns:

- 1) select PLATE DESIGN (e.g. **4754ADT**)
- 2) add SIZE (e.g. 4754ADT/**B**)
- 3) add TURN CODE (e.g. 4754ADT/B/**T61**)
- 4) add FINISH (e.g. 4754ADT/B/T61/**PC**)

Cylinder Collars:

- 1) select COLLAR DESIGN (e.g. **4754ADC**)
- 2) add SIZE (e.g. 4754ADC/**B**)
- 3) add THICKNESS (e.g. 4754ADC/**B15MM**)
- 4) add FINISH (e.g. 4754ADC/B15MM/**PC**)

For use with Baldwin Cylinders add **/USB** to code (e.g. 4754ADC/B15MM/PC/**USB**)

Finishes - See our price list or website for finish availability.


computer generated images (A size shown 15mm thick)



▲ **4954ADC** Previously 8562





▲ **5954ADC** Previously 8563



▲ **6054ADC** Previously 8564

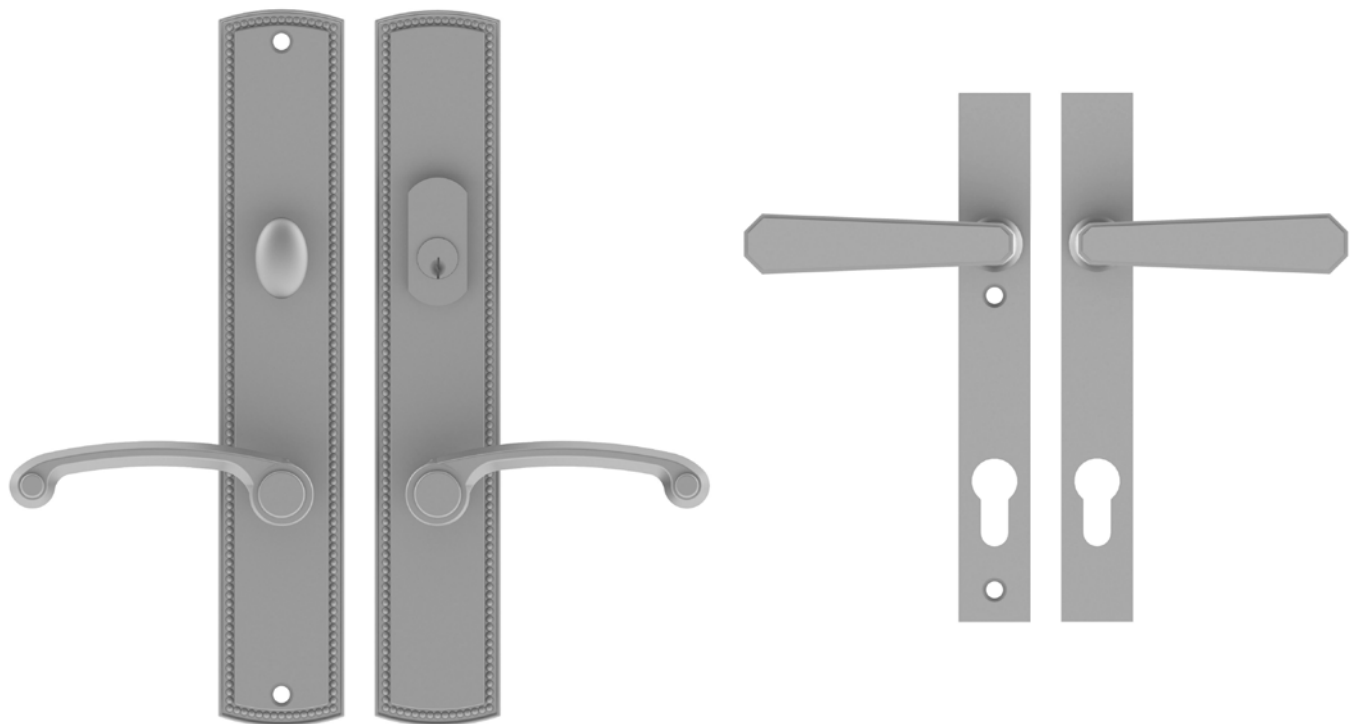

USA Exterior Door Sets

Available in Allart Select sections ST4 & ST5



Multipoint Door Sets

Available in Allart Select sections ST4 & ST5 and Door Furniture section DF1.

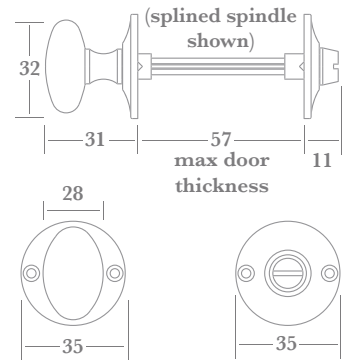


Thumb Turns & Coin Releases


Two designs of both Thumb Turn and Coin Release available as sets or individually - each with the choice of either a Square Spindle that can be fitted in the square or diamond orientation, or a Splined Spindle to operate a Mortice Rack Bolt (see page MC3:070).



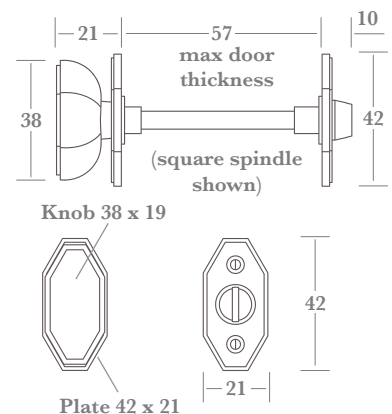
approx actual size



- ▲ **0524 Turn & Coin Release Set** (Splined Spindle)
- 0523 Turn only** (Splined Spindle)
- 0534 Turn & Coin Release Set** (Square Spindle)
- 0533 Turn only** (Square Spindle)
- 0532 Coin Release only** (Universal Hub)



approx actual size



Fixings

Turns & Releases supplied with finish matched no.4 x 13mm woodscrews.

Turn Sets and Turns only are supplied with a splined spindle or 4.8mm x 65mm square spindle (can be fitted in square or diamond orientation). Longer spindles are available upon request. Coin releases have a Universal Hub to accept both square and splined spindles.

How to Order

Split Finish Sets -
order as singles

- 1) select **PRODUCT** (e.g. **9434**)
 - 2) add **FINISH** (e.g. **9434PB**).
- CONVERTER SLEEVE** ordered separately if required (e.g. **0150**).

Finishes - See our price list or website for finish availability.

0150 - supplied mill finish brass only.


- ▲ **9433 Turn & Coin Release Set** (Splined Spindle)
- 9431 Turn only** (Splined Spindle)
- 9434 Turn & Coin Release Set** (Square Spindle)
- 9421 Turn only** (Square Spindle)
- 9432 Coin Release only** (Universal Hub)



- ▲ splined spindle - 65mm long (brass)



- ▲ 4.8mm x 65mm square spindle (brass)



- ▲ **0150 4.8mm to 8mm Converter Sleeve**



Thumb Turns & Releases

A Thumb Turn with a Swing Cover Release and separate Key available as a set or individually along with a Thumb Turn and Coin Release with the option of red/green status indication, again available as sets or individually.




▲ **9420 Turn & Coin Release Set**
9416 Turn only
9418 Coin Release only



▲ **9419 Turn & Coin Release Set**
9416 Turn only
9417 Coin Release only

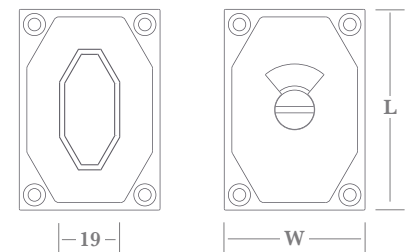
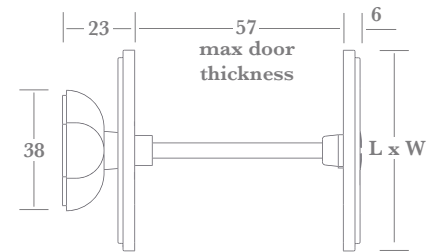


▲ **9424 Turn & Swing Cover Release Set**
9421 Turn only
7963 Swing Cover Release only



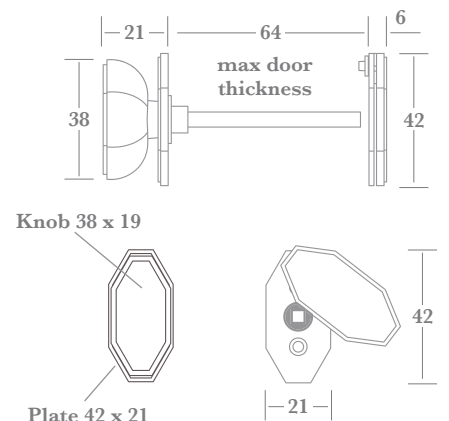
▲ nickel plated key
 supplied with
 9424 & 7963 only

▲ **0150 4.8mm to
 8mm Converter
 Sleeve**



indicator: red / green

	A	B
L x W	50 x 38	63 x 43



Knob 38 x 19

Plate 42 x 21



Fixings

9421, 9424 & 7963 supplied with finish matched no.4 x 13mm wood screws.

9416 - 9420 supplied with finish matched no.6 x 19mm wood screws.

All Turn Sets and Turns only are supplied with a 4.8mm x 65mm square brass spindle (can be fitted in square or diamond orientation). Longer spindles are available upon request.

How to Order

Split Finish Sets -
 order as singles

1) select TURN/RELEASE (e.g. **9420**)

2) add FINISH (e.g. 9420**PB**).

9416 - 20 add size (e.g. 9416**PB/A**).

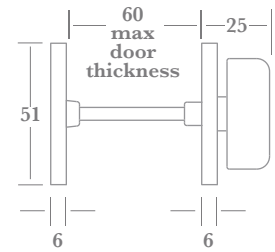
CONVERTER SLEEVE ordered separately if required (e.g. **0150**).

Finishes - See our price list or website for finish availability.

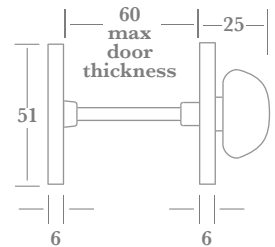
0150 - supplied mill finish brass only.

Thumb Turns & Coin Releases

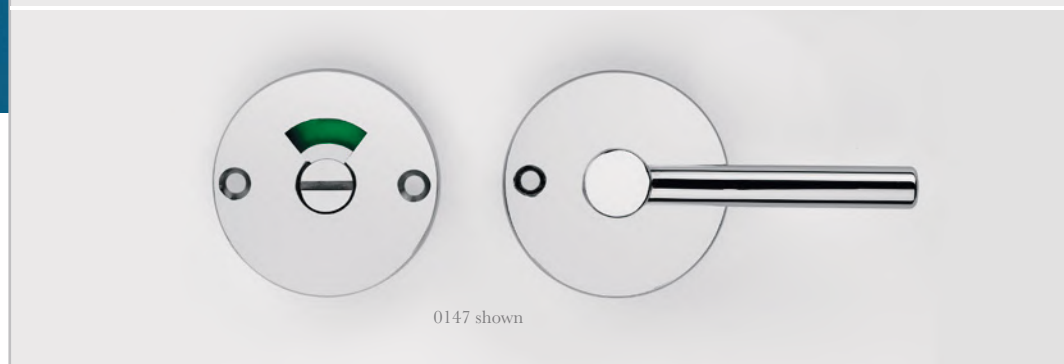
A Thumb Turn with three Turn designs along with a coordinating Coin Release with either no indicator or red/green status indication available as sets or to order individually.



- ▲ **0148 Turn & Release Set With Indication** (Turn only **0139**, Release only **0140**)
0149 Turn & Release Set No Indicator (Turn only **0139**, Release only **0141**)



- ▲ **0144 Turn & Release Set With Indication** (Turn only **0142**, Release only **0140**)
0143 Turn & Release Set No Indicator (Turn only **0142**, Release only **0141**)



- ▲ **0147 Turn & Release Set With Indication** (Turn only **0145**, Release only **0140**)
0146 Turn & Release Set No Indicator (Turn only **0145**, Release only **0141**)

Fixings

Turns & Releases supplied with finish matched no.6 x 25mm woodscrews.

Turn Sets and Turns only are supplied with a 4.8mm x 65mm square brass spindle (can be fitted in square or diamond orientation). Longer spindles are available upon request.

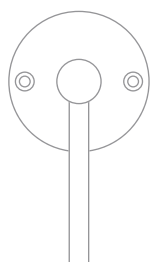
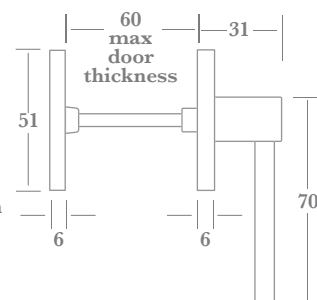
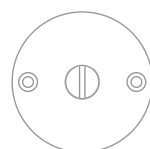
How to Order

Split Finish Sets -
order as singles

- 1) select PRODUCT (e.g. **0148**)
 - 2) add FINISH (e.g. 0148**PB**).
- CONVERTER SLEEVE ordered separately if required (e.g. **0150**).

Finishes - See our price list or website for finish availability.

0150 - supplied mill finish brass only.



Thumb Turns & Coin Releases

Three Thumb Turn Knob designs available with three Backplate/Rosette options - all supplied with a factory-fitted integral spindle together with complementary Coin Releases.

The 7903/04/10 Oval Backplate Turns can be adapted for use with Legge 3722LK & 3724LK Bathroom Locks - please contact us for coding information.



Fixings

Supplied with finish matched no.4 x 13mm wood screws.

Turns are supplied fitted with a 5mm square spindle in either square or diamond orientation which must be specified (see below).



Release Keys are **not** supplied with Turns - see page ST6:070 to order separately.

How to Order

- 1) select TURN/RELEASE (e.g. **7902**)
- 2) add FINISH (e.g. **7902PB**)
- 3) Turns only - add SPINDLE ORIENTATION (e.g. **7902PB/DMD**).

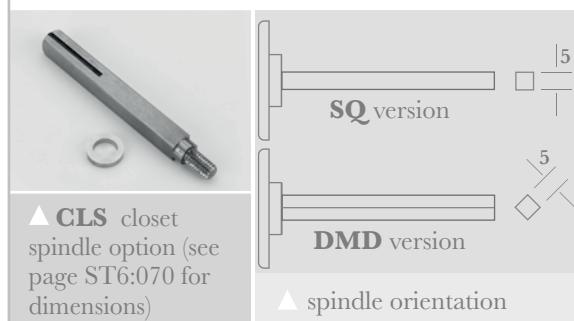
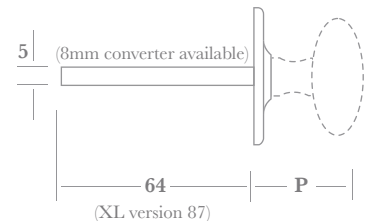
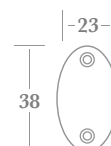
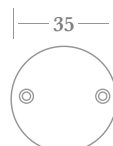
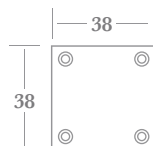

For CLOSET SPINDLE fitted instead of 5mm spindle add CLS (e.g. **7902PB/DMD/CLS**)

If your Turn is to be used along with a Coin Release AND the door thickness is between 66mm and 90mm thick you will need to add XL to your code (e.g. **7902PB/DMD/XL**).



A 5-8mm converter sleeve is available - see page ST6:070

Finishes - See our price list or website for finish availability.



	Turn size	P (proj)
7904/7905/7906	34 x 9	20
7910/7911/7912	32 x 21	30
7902/7903/7913	32 x 23	36

Thumb Turns & Coin Releases

▲ **7894** 50 x 19▲ **7890** 50 x 22▲ **7891** 50 x 19▲ **7892** 50 x 19▲ **7893** 50 x 19

Five Thumb Turn Knobs on Backplates, all supplied with a factory-fitted integral spindle; together with complementary Coin Releases.

Fixings

Supplied with finish matched no.4 x 13mm wood screws. Turns are supplied fitted with a 5mm square spindle in either square or diamond orientation which must be specified (see below).



Release Keys are **not** supplied with Turns - see page ST6:070 to order separately.

How to Order

- 1) select TURN/COIN RELEASE (e.g. **7890**)
- 2) add FINISH (e.g. **7890PB**)
- 3) Turns only - add SPINDLE ORIENTATION (e.g. **7890PB/DMD**).

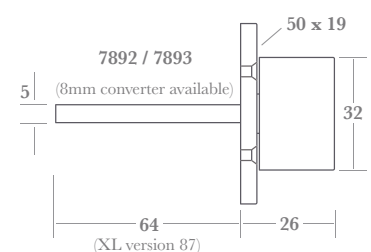
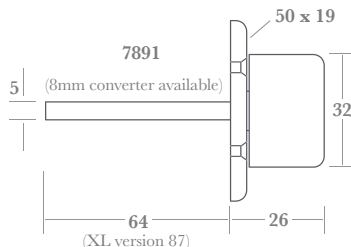
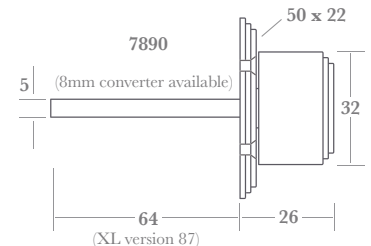
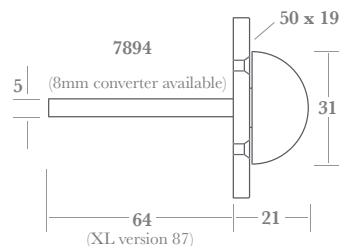
For CLOSET SPINDLE fitted instead of 5mm spindle add CLS (e.g. **7890PB/DMD/CLS**)

If your Turn is to be used along with a Coin Release AND the door thickness is between 66mm and 90mm thick you will need to add XL to your code (e.g. **7890PB/DMD/XL**).

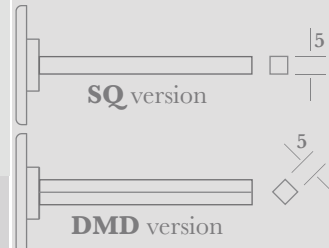


A 5-8mm converter sleeve is available - see page ST6:070

Finishes - See our price list or website for finish availability.

▲ **7890CR** 50 x 22▲ **7891CR** 50 x 19▲ **7892CR** 50 x 19▲ **7893CR** 50 x 19

▲ **CLS** closet spindle option (see page ST6:070 for dimensions)



▲ spindle orientation

Thumb Turns & Coin Releases

Three classic Art Deco period Thumb Turn Knobs on Plates, all supplied with a factory-fitted integral spindle; together with complementary Coin Releases.



Fixings

Supplied with finish matched no.4 x 13mm wood screws. Turns are supplied fitted with a 5mm square spindle in either square or diamond orientation which must be specified (see below).



Release Keys are **not** supplied with Turns - see page ST6:070 to order separately.

How to Order

- 1) select TURN/COIN RELEASE (e.g. **7900**)
- 2) add FINISH (e.g. 7900**PB**)
- 3) 7900 & 7901 only - add SIZE (e.g. 7900PB/**B**)
- 4) Turns only - add SPINDLE ORIENTATION (e.g. 7900PB/B/**DMD**).

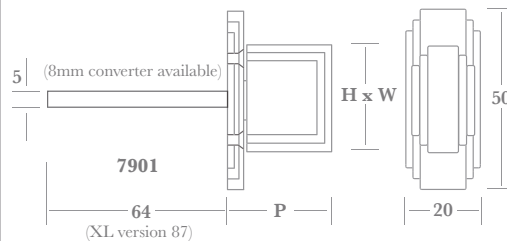
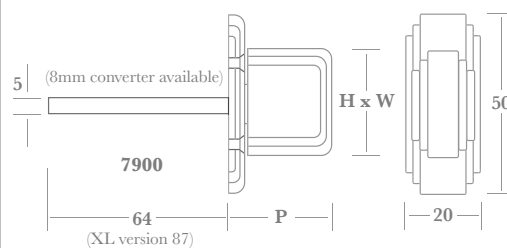
For CLOSET SPINDLE fitted instead of 5mm spindle add CLS (e.g. 7900PB/B/DMD/**CLS**)

If your Turn is to be used along with a Coin Release AND the door thickness is between 66mm and 90mm thick you will need to add XL to your code (e.g. 7900PB/B/DMD/**XL**).

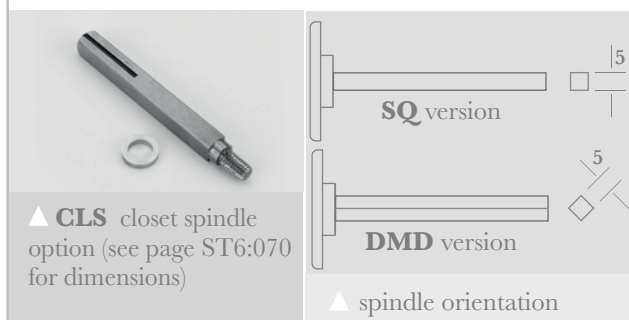
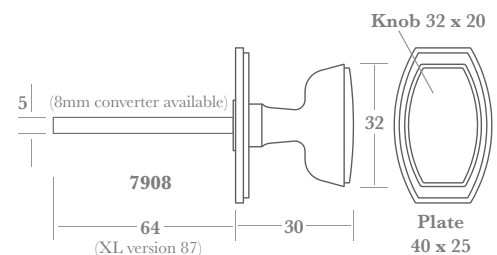
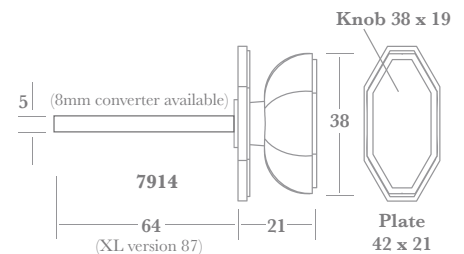


A 5-8mm converter sleeve is available - see page ST6:070

Finishes - See our price list or website for finish availability.



7900/7901	A	B
H x W	25 x 13	30 x 17
P (projection)	26	30
Plate size	50 x 20	50 x 20



▲ **CLS** closet spindle option (see page ST6:070 for dimensions)

▲ spindle orientation

Swing Cover Releases/Escutcheons

A selection of traditional and contemporary Swing Cover Releases and Swing Cover Keyhole Escutcheons designed to complement the Door Knobs & Door Levers in both the Allart Select and Door Furniture sections (ST1&2 and DF1&2).



swing cover release (7961SC shown)



swing cover keyhole escutcheon (1864ABU shown)

Fixings

Supplied with finish matched no.4 x 13mm wood screws.
Swing Cover Releases supplied with nickel plated key.

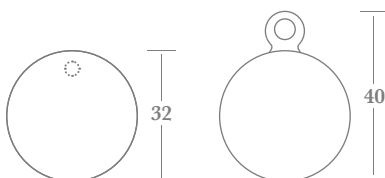
How to Order

- 1) select RELEASE or ESCUTCHEON (e.g. **7967**)
- 2) add FINISH (e.g. 7967**PB**).

Finishes - See our price list or website for finish availability.



0173 & 0174 available in solid bronze finishes only.



approx actual size

▲ **8980 Release/8990 Escutcheon**



approx actual size

▲ **7961 Release/1864 Escutcheon**



approx actual size

▲ **7967 Release/1868 Escutcheon**



approx actual size

▲ **7965 Release/7970 Escutcheon**



approx actual size

▲ **0174 Release/0173 Escutcheon**



approx actual size

▲ **7962 Release/1867 Escutcheon**



approx actual size

▲ **7964 Release/1880 Escutcheon**



approx actual size

▲ **7968 Release/3924 Escutcheon**



approx actual size

▲ **7966 Release/7971 Escutcheon**



approx actual size


▲ **0176 Release/0175 Escutcheon**



Swing Cover Releases supplied with nickel plated key (see page ST6:070 for dimensions)

Swing Cover Releases/Escutcheons

A selection of traditional and contemporary Swing Cover Releases and Swing Cover Keyhole Escutcheons designed to complement the Door Knobs & Door Levers in both the Allart Select and Door Furniture sections (ST1&2 and DF1&2).



swing cover release (8983PN shown)



swing cover keyhole escutcheon (8993ABU shown)

Fixings

Supplied with finish matched no.4 x 13mm wood screws.
Swing Cover Releases supplied with nickel plated key.

How to Order

- 1) select RELEASE or ESCUTCHEON
(e.g. **8987**)
- 2) add FINISH (e.g. 8987**PB**).

Finishes - See our price list or website for finish availability.



▲ **8984** Release/**8994** Escutcheon 40 x 31



▲ **8983** Release/**8993** Escutcheon 45 x 24



▲ **8989** Release/**8999** Escutcheon 50 x 19



▲ **8981** Release/**8991** Escutcheon 50 x 19




▲ **8985** Release/**8995** Escutcheon 50 x 19



▲ **8986** Release/**8996** Escutcheon 50 x 19



▲ **8987** Release/**8997** Escutcheon 32 ^A/_F



▲ **8988** Release/**8998** Escutcheon 32 ^A/_F



▲ **8982** Release/**8992** Escutcheon 40 x 25

^A/_F = dimension across flats



Swing Cover Releases supplied with nickel plated key (see page ST6:070 for dimensions)

Swing Cover Releases/Escutcheons

A selection of traditional and contemporary Swing Cover Releases and Swing Cover Keyhole Escutcheons designed to complement the Door Knobs & Door Levers in both the Allart Select and Door Furniture sections (ST1&2 and DF1&2).



swing cover keyhole escutcheon (0155PC shown)

Fixings

Supplied with finish matched no.4 x 13mm wood screws.
Swing Cover Releases supplied with nickel plated key.

How to Order

- 1) select RELEASE or ESCUTCHEON (e.g. **7975**)
- 2) add FINISH (e.g. 7975**PB**).

Finishes - See our price list or website for finish availability.



▲ **1876** Escutcheon 57 x 32
(keyhole escutcheon only, no release version available)



▲ **0155** Escutcheon 57 x 19
(keyhole escutcheon only, no release version available)



▲ **7976** Release/**9158** Escutcheon 45 x 25




▲ **1878** Release/**1879** Escutcheon 44 x 32




▲ **7963** Release/**9402** Escutcheon 40 x 20



▲ **7977** Release/**2523** Escutcheon 56 x 27



▲ **7974** Release/**7972** Escutcheon 50 x 20



▲ **7975** Release/**7973** Escutcheon 50 x 20



▲ **9404** Release/**9403** Escutcheon 50 x 38



Swing Cover Releases supplied with nickel plated key (see page ST6:070 for dimensions)


9403 shown

Escutcheons & Release Key Ferrules

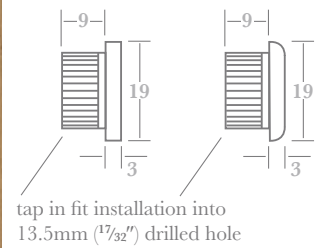
A selection of traditional Keyhole Escutcheons, both flat and sunken keyway (designed to cater for thick doors where key projection is a problem), along with a Budget Lock Escutcheon and three Release Key Ferrules.



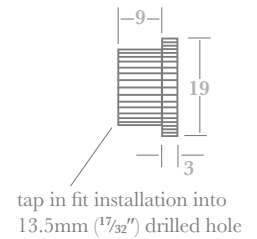
▲ 7897



▲ 7898



▲ 7899



▲ 1871 44 x 29



▲ 1849 51 x 22



▲ 7978 38 x 38

Fixings

Escutcheons supplied with finish matched no.4 x 13mm wood screws (except 1849 which is supplied with no.6 x 19mm). Release Key Ferrules require a 13.5mm (17/32") drilled hole for tap in installation (please ensure finished face is protected).



Release Ferrules supplied with nickel plated key (see page ST6:070 for dimensions).

How to Order

- 1) select ESCUTCHEON/FERRULE (e.g. **1871**)
- 2) add FINISH (e.g. 1871**PC**).

Finishes - See our price list or website for finish availability.



▲ 0169 44 diameter



▲ 1885 32 diameter



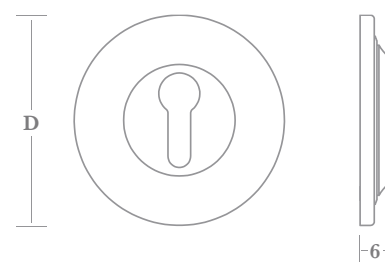
▲ 2100 28 x 17



▲ 0159 57 diameter

Escutcheons - Concealed fix - 44mm to 76mm Ø

A concealed fix standard keyhole escutcheon offered in twelve designs and up to four sizes to match up with the Allart Select Rosettes and Backplates.



	A	B	C	D
D (diameter)	Ø 44	Ø 54	Ø 64	Ø 76

Custom sizes available upon request - surcharge may apply.

▲ 7578

computer generated images (A size shown)



▲ 7570



▲ 7571



▲ 7574



▲ 7575



▲ 7576



▲ 7577



▲ 7578



▲ 7579



▲ 7580



▲ 7581



Not available A size



▲ 7582

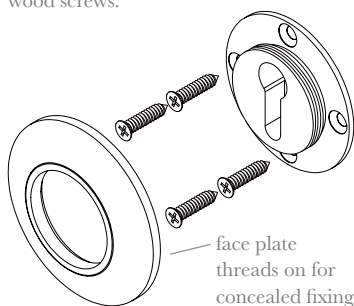


▲ 7583



Fixings

Supplied with subrose and no.4 x 13mm wood screws.



How to Order


- 1) select ROSETTE DESIGN (e.g. **7570**)
- 2) add SIZE (e.g. **7570B**)
- 3) add FINISH (e.g. **7570B/PB**)

Finishes - See our price list or website for finish availability.

Cylinder Escutcheons & Collars

A selection of traditional and contemporary Escutcheons, both face fixed and concealed fix, available either with profile cylinder cutouts or with traditional keyholes.

Additionally the 9411 is also available as a Cylinder Collar, to suit both UK and US standard rim cylinders.



▲ **1893** 50 diameter

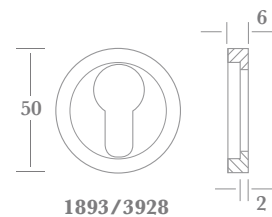


▲ **3928** 50 diameter



3007 shown

▲ **3007** 50 diameter 3.0 thick
3008 50 diameter 1.6 thick



1893/3928



9405 shown

▲ **9405** 50 x 38 x 5
9411 63 x 43 x 6

Fixings

3007 & 3008 supplied with finished matched no.4 x 13mm wood screws.

9405 & 9411 supplied with finished matched no.6 x 19mm wood screws.

1893 & 3928 supplied with no.4 x 13mm wood screws and face plates thread on for concealed fixing.

How to Order

- 1) select ESCUTCHEON (e.g. **1893**)
- 2) add FINISH (e.g. 1893**PC**)
- 3) add PROFILE (e.g. 1893**PC/O**).

Cylinder Collar (9411 only):

- 1) add FINISH (e.g. 9411**PC**)
- 2) add CYLINDER SIZE (e.g. 9411**PC/UK** or 9411**PC/US**).

Finishes - See our price list or website for finish availability.



▲ **Cylinder Collar**
UK or US (9411 only)



▲ **oval cylinder (O)†**



▲ **euro cylinder (E)**



▲ **standard keyhole (S)**

Cylinder flange **not** recessed



Cylinder type	(D)
UK standard	30
US standard	32

† cutout for standard 32 x 18mm oval cylinder
 (larger cutouts available upon request)

Cylinder Escutcheons & Cylinder Collars

Four Cylinder Escutcheon / Cylinder Collar designs, each offered in up to three sizes.

The Cylinder Collar version is available machined to suit either a UK or US specification cylinder.

The Euro & Oval Cylinder versions are designed with grub screw attachment to the cylinder underside. The application of a small amount of contact adhesive to the rear of the Escutcheon is recommended.



Fixings

Oval & Euro Profile cutouts only - supplied with grub screw for fixing to cylinder. The application of a small amount of contact adhesive to the rear of the Escutcheon is recommended.


How to Order

- 1) select ESCUTCHEON (e.g. **7986**)
- 2) add SIZE (e.g. 7986**B**)
- 3) add PROFILE (e.g. 7986B/**O**)
- 4) add FINISH (e.g. 7986B/**O/PC**).

Cylinder Collar:

- 1) select COLLAR (e.g. **7986**)
- 2) add SIZE (e.g. 7986**B**)
- 3) add CYLINDER TYPE (e.g. 7986B/**US**)
- 4) add FINISH (e.g. 7986B/**US/PC**).

Finishes - See our price list or website for finish availability.

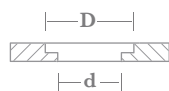


▲ **cylinder collar (UK/US)**

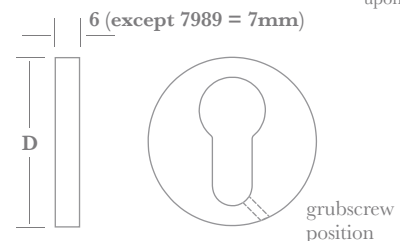
▲ **euro cylinder (E)**

▲ **oval cylinder (O)†**

†cutout for standard 32 x 18mm oval cylinder (larger cutouts available upon request)



code	Cylinder type	D	d
UK	UK standard	33	30
US	US standard	35	32



	A	B	C
D (dia)	44 Ø	54 Ø	64 Ø

Custom sizes available upon request - surcharge may apply.

Cylinder Escutcheons & Cylinder Collars

Six Cylinder Escutcheon / Cylinder Collar designs, each offered in up to three sizes.

The Cylinder Collar version is available machined to suit either a UK or US specification cylinder.

The Euro & Oval Cylinder versions are designed with grub screw attachment to the cylinder underside. The application of a small amount of contact adhesive to the rear of the Escutcheon is recommended.



Fixings

Oval & Euro Profile cutouts only - supplied with grub screw for fixing to cylinder. The application of a small amount of contact adhesive to the rear of the Escutcheon is recommended.

How to Order

Oval & Euro Profiles:

- 1) select ESCUTCHEON (e.g. **7985**)
- 2) add SIZE (e.g. 7985**B**)
- 3) add PROFILE (e.g. 7985B/**O**)
- 4) add FINISH (e.g. 7985B/O/**PC**).

Cylinder Collar:

- 1) select COLLAR (e.g. **7985**)
- 2) add SIZE (e.g. 7985**B**)
- 3) add CYLINDER TYPE (e.g. 7985B/**US**).
- 4) add FINISH (e.g. 7985B/US/**PC**).

Finishes - See our price list or website for finish availability.



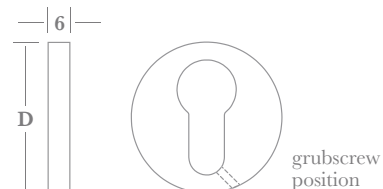
▲ **cylinder collar (UK/US)**

▲ **euro cylinder (E)**

▲ **oval cylinder (O)†**

† cutout for standard 32 x 18mm oval cylinder (larger cutouts available upon request)

code	Cylinder type	D	d
UK	UK standard	33	30
US	US standard	35	32



	A	B	C
D (dia)	44 Ø	54 Ø	64 Ø


Custom sizes available upon request - surcharge may apply.

Euro-Profile Escutcheons - 54mm to 76mm Ø

A concealed fix euro-profile cylinder escutcheon offered in twelve designs and three sizes to match up with the Allart Select Rosettes and Backplates.



approx actual size B

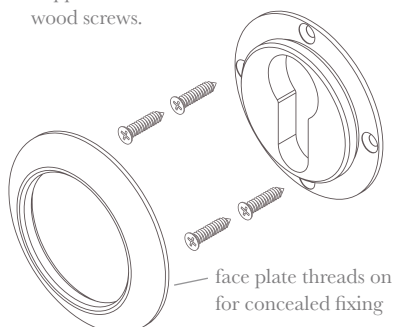


	A	B	C	D
D (diameter)	-	Ø 54	Ø 64	Ø 76

Custom sizes available upon request - surcharge may apply.

Fixings

Supplied with no.4 x 13mm wood screws.



face plate threads on for concealed fixing

BLANKS

Matching blanks (ie no euro profile cutout) are available in all designs and sizes.




How to Order

- 1) select ESCUTCHEON (e.g. **7400**)
 - 2) add SIZE (e.g. **7400B**)
 - 3) add FINISH (e.g. **7400B/PB**)
- For blank/no cutout add **BLANK** (e.g. **7400B/PB/BLANK**).

Finishes - See our price list or website for finish availability.

▲ 7412

computer generated images (B size shown)



Cylinder Escutcheons & Cylinder Collars

Four Cylinder Escutcheon / Cylinder Collar Diamond orientated Plate designs - each available in three sizes.

The Cylinder Collar version is offered machined to suit either a UK or US specification cylinder.

The Euro & Oval Cylinder versions are offered either Face Fixed or Concealed Fix - the Concealed Fixing being achieved using grub screw attachment to the cylinder underside. The application of a small amount of contact adhesive to the rear of the Escutcheon is recommended.

The standard bit-key Keyhole version is available Face Fixed only.



Fixings

Concealed fix Escutcheons supplied with grub screw for fixing to cylinder. The application of a small amount of contact adhesive to the rear of the Escutcheon is recommended.

Face fixed Escutcheons supplied with finish matched no.6 x 19mm wood screws. Cylinder Collars supplied with anti-rotation pin.

How to Order

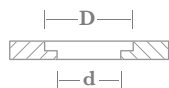

Oval/Euro Profiles & Standard Keyhole:

- 1) select ESCUTCHEON (e.g. **5970**)
- 2) add SIZE (e.g. **5970B**)
- 3) add PROFILE (e.g. **5970B/E**)
- 4) add FINISH (e.g. **5970B/E/PC**).

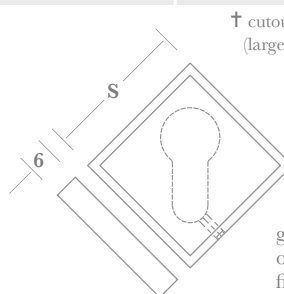
Cylinder Collar (concealed fix only):

- 1) select COLLAR (e.g. **5920**)
- 2) add SIZE (e.g. **5920C**)
- 3) add CYLINDER TYPE (e.g. **5920C/US**)
- 4) add FINISH (e.g. **5920C/US/PC**).

Finishes - See our price list or website for finish availability.



code	Cylinder type	D	d
UK	UK standard	33	30
US	US standard	35	32



† cutout for standard 32 x 18mm oval cylinder (larger cutouts available upon request)

grubscrew position on concealed fix versions

	A	B	C
S (square)	44	54	64

Custom sizes available upon request - surcharge may apply.

Cylinder Escutcheons & Cylinder Collars

Nine Cylinder Escutcheon / Cylinder Collar Square Plate designs - each available in up to three sizes.

The Cylinder Collar version is offered machined to suit either a UK or US specification cylinder.

The Euro & Oval Cylinder versions are offered either Face Fixed or Concealed Fix - the Concealed Fixing being achieved using grub screw attachment to the cylinder underside. The application of a small amount of contact adhesive to the rear of the Escutcheon is recommended.

The standard bit-key Keyhole version is available Face Fixed only.

All images shown below are A size (44mm)



Fixings

Concealed fix Escutcheons supplied with grub screw for fixing to cylinder. The application of a small amount of contact adhesive to the rear of the Escutcheon is recommended.

Face fixed Escutcheons supplied with finish matched no.6 x 19mm wood screws. (except 6052, 6752 & 6852 A sizes; no.4 x 13mm).

Cylinder Collars supplied with anti-rotation pin.

How to Order


Oval/Euro Profiles & Standard Keyhole:

- 1) select ESCUTCHEON (e.g. **4752**)
- 2) add SIZE (e.g. 4752**B**)
- 3) add PROFILE (e.g. 4752B/**E**)
- 4) add FINISH (e.g. 4752B/E/**PC**).

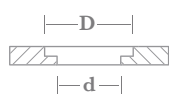
Cylinder Collar (concealed fix only):

- 1) select COLLAR (e.g. **5902**)
- 2) add SIZE (e.g. 5902**C**)
- 3) add CYLINDER TYPE (e.g. 5902C/**US**)
- 4) add FINISH (e.g. 5902C/US/**PC**).

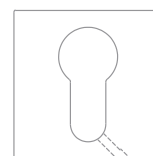
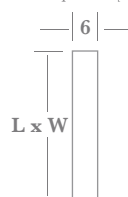
Finishes - See our price list or website for finish availability.



[†] cutout for standard 32 x 18mm oval cylinder (larger cutouts available upon request)



code	Cylinder type	D	d
UK	UK standard	33	30
US	US standard	35	32



grubscrew position on concealed fix versions

	A	B	C
L x W	44 x 44	54 x 54	64 x 64
3202/52 only	62 x 44	72 x 54	82 x 64

Custom sizes available upon request - surcharge may apply.