

# Surface Bolts

The 0445 Knob Slide Surface Mounted Door Bolt comes with a spring loaded stop button, is offered in several lengths and with a Cranked Shoot option.



## Fixings

Bolt Bodies & Staples (ST) supplied with finish matched no.8 x 25mm wood screws.

FP, AP & UP supplied with finish matched no.6 x 19mm wood screws.

## How to Order

- 1) select BOLT (e.g. **0445**)
- 2) add FINISH (e.g. 0445**PC**)
- 3) add SIZE (e.g. 0445**PC/B**)
- 4) choose FRAME PLATE/STAPLE if known (e.g. 0445**PC/B/UP**).

If frame plate/staple is not specified (e.g. 0445**PC/B**) both an ST and FP will be supplied.

0445 - CRANKED SHOOT available on C size and above (e.g. 0445**PC/C/CK** or 0445**PC/C/UP/CK**).

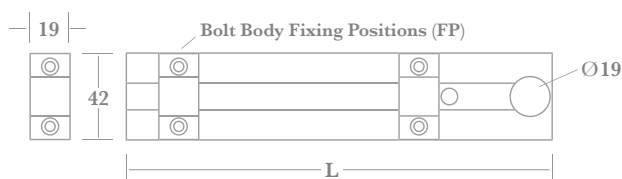
**Finishes** - See our price list or website for finish availability.



▲ **0445** shown with staple option (ST)




shoot size 13 x 13  
length of throw 25  
projection 47



	A	B	C	D	E	F	
L (length)	203	305	381	457	610	914	custom lengths upon request (203mm minimum)
FP (no.)	4	4	4	6	6	6	


(\*) cranked shoot available on size C and above



▲ **0454** shown with staple option (ST)

shoot size 16 x 13  
length of throw 16  
projection 22

	A	B
L (length)	229	305



**Discontinued**  
May 2021



type 1 supplied

▲ **FP**  
Flat Strike Plate



type 1 supplied

▲ **AP**  
Angle Strike Plate



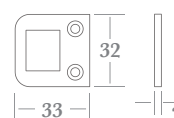
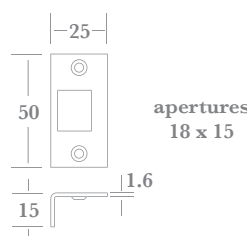
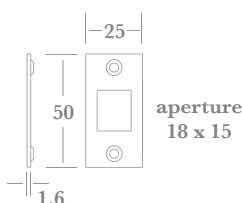
type 1 supplied

▲ **UP**  
Universal Strike Plate

see pages DB4:020 & 021 to order Strikes & Staples separately if required




▲ **CK** cranked version

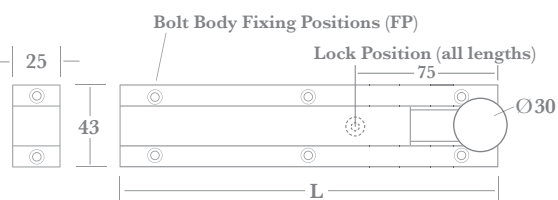


# Surface Bolts

Two Surface Mounted Door Bolts incorporating a concealed spring loaded mechanism to hold the bolt shoot in the thrown & retracted positions. Available in various lengths offered with a locking option featuring a finish matched non-removable Locking Cap, a Cranked Shoot version, and the option of a fully retractable Extended Throw.



shoot size 14 x 8  
length of throw 25  
(extended throw available - see notes)  
projection 39



	AA	A	B	C	D	E	F	
L (length)	100	150	200	250	300	450	600	custom lengths upon request (100mm minimum)
FP (no.)	4	4	6	6	6	8	8	

(\*) cranked shoot available on size A and above

## Fixings

6481 Bolt Body & Staple (ST) supplied with finish matched no.8 x 25mm wood screws.

6473 Bolt Body & Staple supplied with finish matched no.6 x 25mm wood screws.

FP's, AP's & UP's supplied with finish matched no.6 x 19mm wood screws.

## How to Order



- 1) select BOLT (e.g. **6481**)
- 2) choose LOCKING OPTION if required (e.g. 6481**LK**)
- 3) add FINISH (e.g. 6481**PB** or 6481LK/**PB**)
- 3) add SIZE (e.g. 6481PB/**B** or 6481LK/PB/**B**)
- 4) choose FRAME PLATE/STAPLE if known (e.g. 6481PB/B/**FP** or 6481LK/PB/B/**FP**).

If frame plate/staple is not specified (e.g. 6481LK/PB/B) both an ST and FP will be supplied.

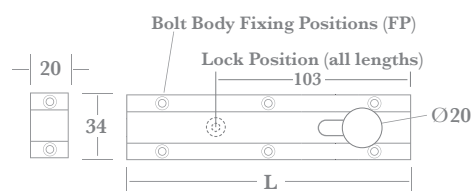
CRANKED SHOOT available on 150mm and above (e.g. 6481PB/A/ST/**CK**).

EXTENDED THROW available on bolts 200mm+ please specify total throw required (e.g. 6481PB/B/ST/**ET40**).

**Finishes** - See our price list or website for finish availability.



shoot size 10 x 10  
length of throw 20  
(extended throw available - see notes)  
projection 28




	A	B	C	
L (length)	100	150	200	custom lengths upon request (100mm minimum)
FP (no.)	4	6	6	

(\*) cranked shoot available on size B and above

# Skeleton Bolts

Two Surface Mounted Skeleton Door Bolts incorporating a concealed spring loaded mechanism to hold the bolt shoot in the thrown & retracted positions, both offered in several lengths, and both available with the option of a Cranked Shoot.

The 6507 complements the 0807 type Cremona Bolt and the 6536 complements the 0836 & 0846 types (see section DB3).



## Fixings

Bolt Bodies & Staples (ST) supplied with finish matched no.8 x 25mm wood screws.  
FP, AP & UP supplied with finish matched no.6 x 19mm wood screws.

## How to Order

- 1) select BOLT (e.g. 6507)
- 2) add FINISH (e.g. 6507PC)
- 3) add SIZE (e.g. 6507PC/B)
- 4) choose FRAME PLATE/STAPLE if known (e.g. 6507PC/B/UP).

If frame plate/staple is not specified (e.g. 6507PC/B) an ST, FP and AP will be supplied.

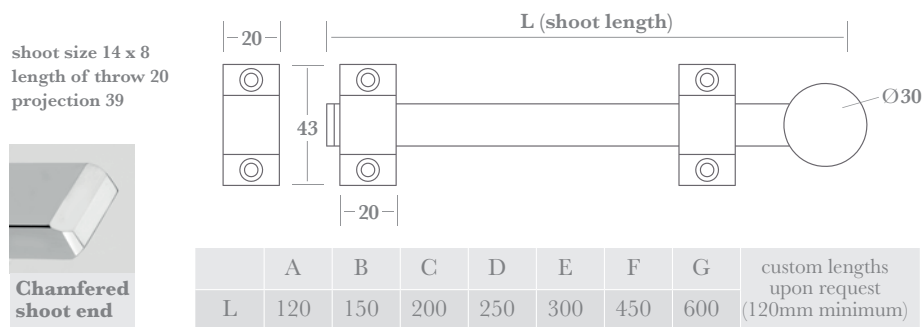
6536 only - add HANDING (e.g. 6536PC/B/UP/LH).

CRANKED SHOOT available on B size and above (e.g. 6507PC/B/CK or 6536PC/C/UP/LH/CK).

**Finishes** - See our price list or website for finish availability.



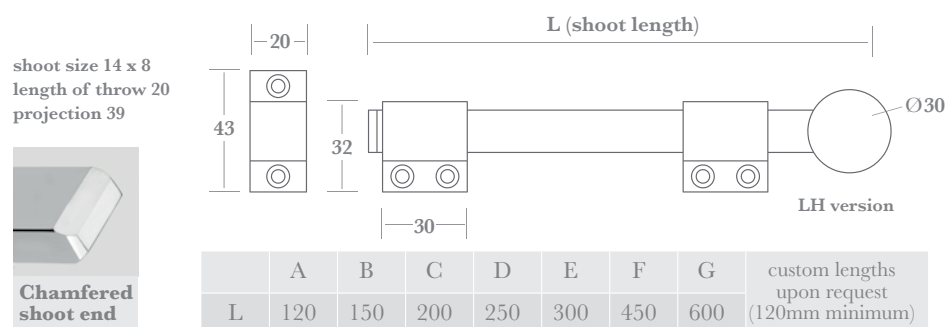
▲ 6507 shown with staple option (ST)



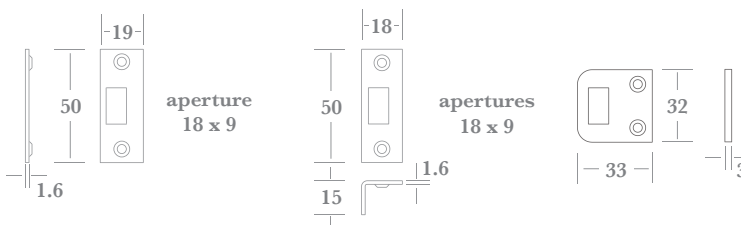

(\*) cranked shoot available on size B and above



▲ 6536 LH shown with staple option (ST)



(\*) cranked shoot available on size B and above





# Skeleton Bolts

Three Surface Mounted Skeleton Door Bolts incorporating a concealed spring loaded mechanism to hold the bolt shoot in the thrown & retracted positions, both offered in several lengths, and both available with the option of a Cranked Shoot.

The 6510 and 6511 complement the 0810 type Cremone Bolt and the 6522 complements the 0822 type (see section DB3).



## Fixings

Bolt Bodies & Staples (ST) supplied with finish matched no.6 x 25mm wood screws.

FP, AP & UP supplied with finish matched no.6 x 19mm wood screws.


## How to Order

- 1) select BOLT (e.g. **6510**)
- 2) add FINISH (e.g. 6510**PC**)
- 3) add SIZE (e.g. 6510**PC/B**)
- 4) choose FRAME PLATE/STAPLE if known (e.g. 6510**PC/B/UP**).

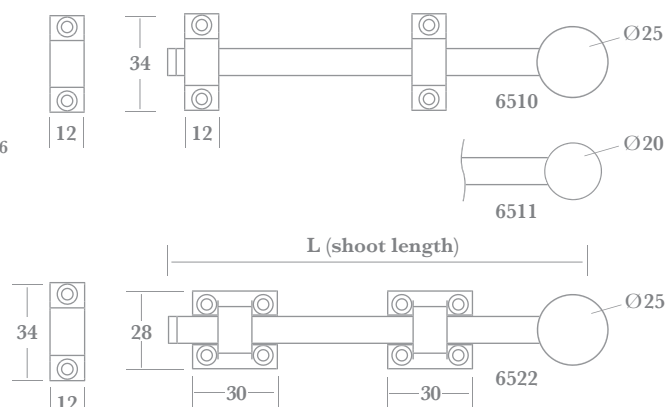
If frame plate/staple is not specified (e.g. 6510**PC/B**) an ST, FP, and AP will be supplied.

CRANKED SHOOT available on B size and above (e.g. 6510**PC/B/CK** or 6510**PC/C/UP/CK**).

**Finishes** - See our price list or website for finish availability.

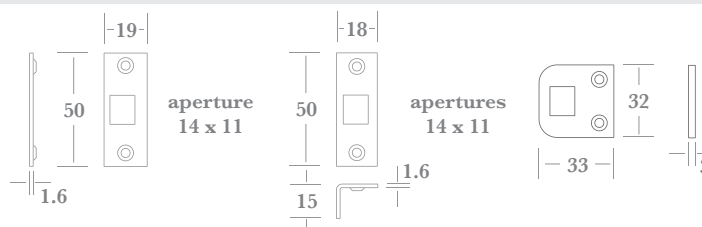



shoot size 10 x 10  
length of throw 20  
6510/6522 projection 36  
6511 projection 27



	A	B	C	D	E	F	G	custom lengths upon request (120mm minimum)
L	120	150	200	250	300	450	600	

(\*) cranked shoot available on size B and above





# Skeleton Bolts

Two Surface Mounted Skeleton Door Bolts offered with different knob designs incorporating a concealed spring loaded mechanism to hold the bolt shoot in the thrown & retracted positions. Both are available in several lengths, and with the option of a Cranked Shoot.

Both complement the 0801 type Cremone Bolt (see section DB3).



## Fixings

Bolt Bodies & Staples (ST) supplied with finish matched no.6 x 32mm wood screws.  
FP, AP & UP supplied with finish matched no.6 x 19mm wood screws.

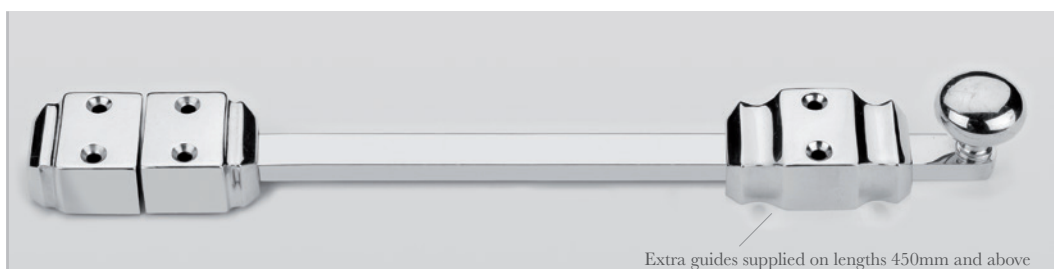
## How to Order

- 1) select BOLT (e.g. **6501**)
- 2) add FINISH (e.g. 6501**PC**)
- 3) add SIZE (e.g. 6501**PC/B**)
- 4) choose FRAME PLATE/STAPLE if known (e.g. 6501**PC/B/UP**).

If frame plate/staple is not specified (e.g. 6501**PC/B**) an ST, FP, and AP will be supplied.

CRANKED SHOOT available on C size and above (e.g. 6501**PC/C/CK** or 6501**PC/C/UP/CK**).

**Finishes** - See our price list or website for finish availability.

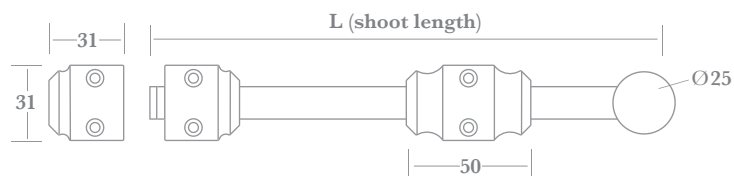


▲ **6501** shown with staple option (ST)

shoot size 13 x 6  
length of throw 18  
projection 32




Chamfered shoot end



	A	B	C	D	E	F	G	custom lengths upon request (120mm minimum)
L	120	150	200	250	300	450	600	

(\*) cranked shoot available on size C and above

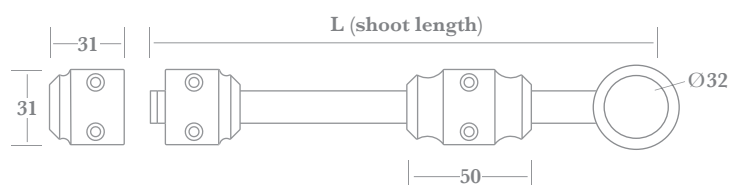


▲ **6503** shown with staple option (ST)

shoot size 13 x 6  
length of throw 18  
projection 34




Chamfered shoot end



	A	B	C	D	E	F	G	custom lengths upon request (120mm minimum)
L	120	150	200	250	300	450	600	

(\*) cranked shoot available on size C and above



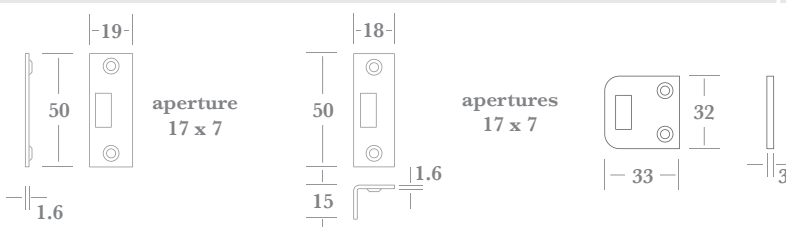
▲ **FP**  
Flat Strike Plate

▲ **AP**  
Angle Strike Plate

▲ **UP**  
Universal Strike Plate

▲ **CK** cranked version (\*)

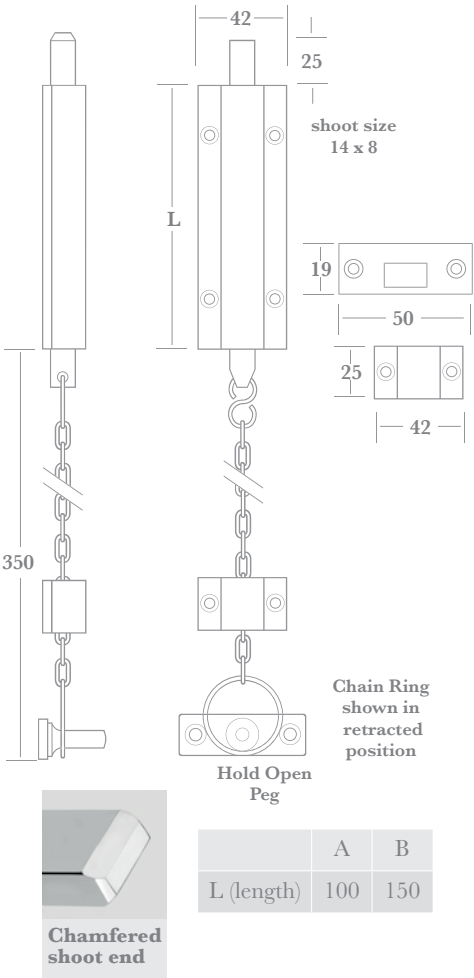

see pages DB4:020 & 021 to order Strikes & Staples separately if required



# Chain Bolt & Foot Bolt

A spring loaded Chain Bolt supplied with a Hold Open Peg to secure the Chain Ring in the retracted position, along with a matching Foot Bolt.

Both are available in two lengths as standard.



6494 (available with longer chains upon request)

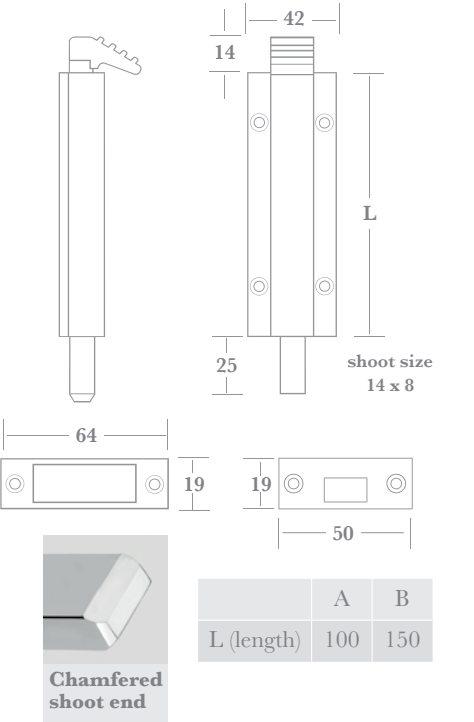
## Fixings

Supplied with finish matched no.8 x 25mm wood screws (except Flat Strike Plates no.6 x 19mm & Easy-Clean Floor Sockets no.6 x 38mm).

## How to Order

- 1) select BOLT (e.g. 6494)
- 2) add FINISH (e.g. 6494PC)
- 3) add SIZE (e.g. 6494PC/B).

**Finishes** - See our price list or website for finish availability.



▲ 6492

# Loop Handle Bolt

A Loop Handle Bolt that can be installed either at the top of a tall door, or at the bottom of any door, where ease of use is important. The generously designed Loop Handle provides for a good grip and is ideal for anyone who finds a regular knob type bolt difficult to operate. This Bolt incorporates a concealed spring loaded mechanism to hold the bolt shoot in the thrown & retracted positions.



## Fixings

Bolt Body & Staple (ST) supplied with finish matched no.8 x 25mm wood screws. FP's, AP's & UP's supplied with finish matched no.6 x 19mm wood screws.

## How to Order

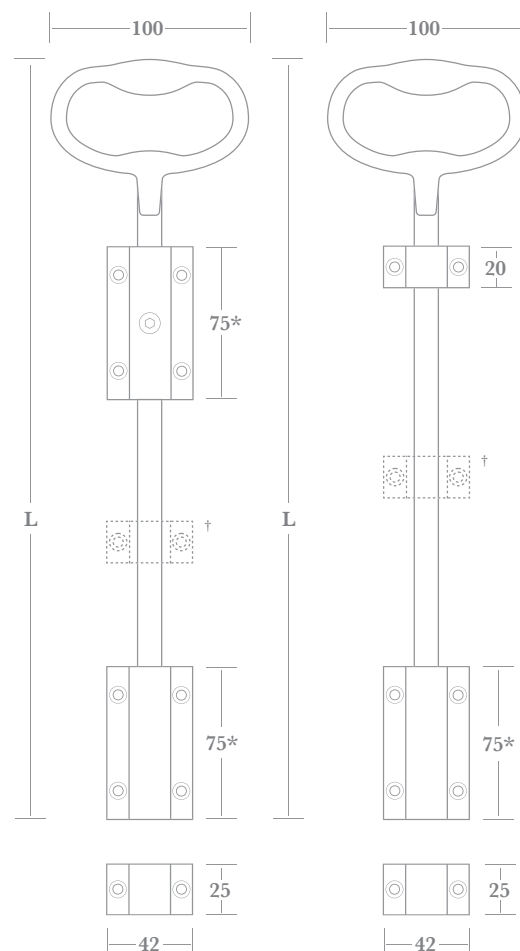
- 1) select BOLT (e.g. **6487**)
- 2) choose LOCKING OPTION if required (e.g. 6487**LK**)
- 3) add FINISH (e.g. 6487**PB** or 6487LK/**PB**)
- 3) add SIZE (e.g. 6487PB/**B** or 6487LK/PB/**B**)
- 4) choose FRAME PLATE/STAPLE if known (e.g. 6487PB/B/**UP** or 6487LK/PB/B/**UP**).

If frame plate/staple is not specified, (e.g. 6487LK/PB/B), both an ST and FP will be supplied.

CRANKED SHOOT available if required (e.g. 6487PB/B/ST/**CK**).

EXTENDED THROW available (B size and above), please specify total throw required (e.g. 6487PB/B/ST/**ET40**).

**Finishes** - See our price list or website for finish availability.



lockable version (LK)

non-lockable version

maximum projection 42 (including loop handle)

shoot size 14 x 8

length of throw 25 (extended throw available, B size and above)




Chamfered shoot end

† Extra Guides will be supplied for lengths over 600mm.

\* Please note guide lengths will increase when ordering extended throw versions.

▲ **6487** shown with staple option (ST)



▲ **LK**  
lockable version  
(nickel plated key supplied)

▲ **FP**  
Flat Strike Plate

see pages DB4:020 & 021 for Strike Plate & Staple dimensions  
(and to order separately if required)

▲ **AP**  
Angle Strike Plate

▲ **UP**  
Universal Strike Plate

▲ **CK**  
cranked version

	A	B	C	D	custom lengths upon request (300mm minimum)
L (length)	300	400	500	600	

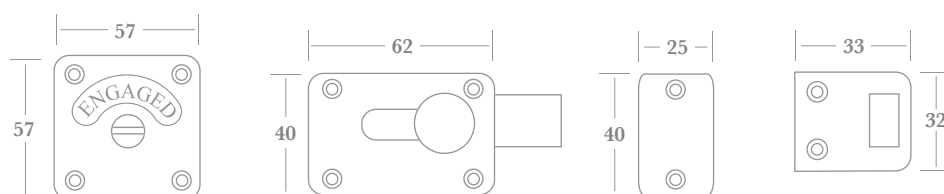



# Privacy Bolts

The 8052 & 8053 Privacy Bolts are designed for use on traditional closet doors and feature an external emergency coin release. They are non-handed and supplied with a reversible disc offering a choice of either vacant/engaged or red/green indication.

The 0448 is a small yet versatile Bolt which is suitable for door, cabinet, or window applications.

Both Bolts are available with alternative Knob designs and extended shoots. Please contact us to discuss possibilities.



shoot size 13 x 6, length of throw 22, projection 24

- ▲ 8052 Privacy Bolt Set supplied with Box Keeper
- 8053 Privacy Bolt Set supplied with Universal Strike Plate

## Fixings


0448 supplied with finish matched no.6 x 19mm wood screws.  
8052 supplied with finish matched no.6 x 25mm wood screws.  
8053 supplied with finish matched no.6 x 19mm & no.6 x 25mm wood screws.

## How to Order

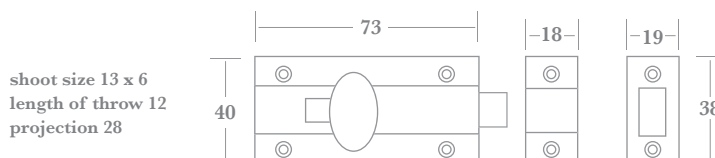
- 1) select BOLT (e.g. **0448**)
- 2) add FINISH (e.g. 0448**PC**).

Angle Strike Plate available to order separately - use code 0448ASP (e.g. 0448**ASP/PC**)

**Finishes** - See our price list or website for finish availability.



- ▲ **0448** supplied with both Staple & FSP (Angle Strike Plate available to order separately)



# Lever Action Flush Bolts

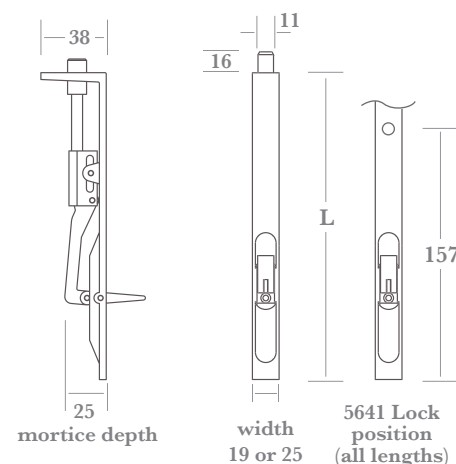
Two types of Lever Action Flush Bolt for edge or face fitting into the first closing leaf of a double door set - both offered in two widths (19mm & 25mm), a variety of lengths, and the option of rounded ends for joinery shop preparation.

The 5645 features a site adjustable 25mm to 40mm throw.

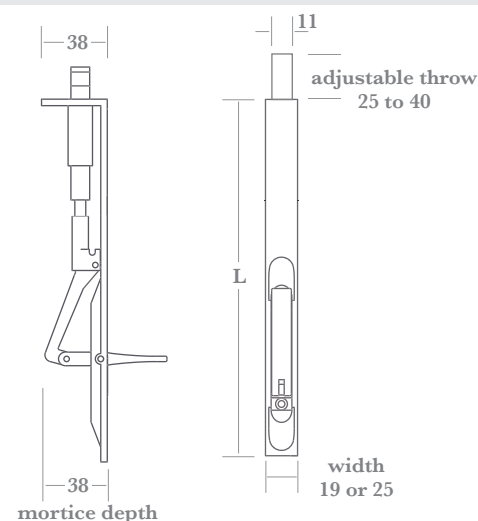


▲ 5640

▲ 5645



▲ 5640/5641



▲ 5645

## Fixings

Supplied with fixing packs (comprising Strike Plate & all necessary screws) in six finishes (PB/PC/SC/IB/SA/SN). The closest match to the Bolt finish selected will be supplied.

## How to Order

- 1) select WIDTH -19mm or 25mm (e.g. **19**)
- 2) select BOLT (e.g. **19/5640**)
- 3) choose **ROUNDED ENDS** if required (e.g. **19/5640R**)
- 4) add **FINISH** (e.g. **19/5640SN** or **19/5640R/SN**)
- 5) add **LENGTH** (e.g. **19/5640SN/B** or **19/5640R/SN/B**).

**Finishes** - See our price list or website for finish availability.

NB. 5640 sizes A to D only - also available in satin anodised aluminium (SA) and polished aluminium (PA).



▲ 5641 (lockable version of 5640)



▲ Rounded Ends(R)



▲ Extended Wing versions available for rebated overpanels & over-rebated doors. Please contact us for availability.

L (length)	A	B	C	D	E	F	G	H	
5640	152	203	254(*)	305	457	609	762	914	other lengths available upon request
5641	-	203	254(*)	305	457	609	762	914	
5645	-	203	254(*)	305	457	609	762	914	

(\*) 254mm length only available 19mm wide



Alternative strikes, sockets & straps - see page DB4:010

# Knob Slide Flush Bolts

Two types of Knob Slide Flush Bolt for face fitting into the first closing leaf of a double door set - both offered in a variety of lengths.

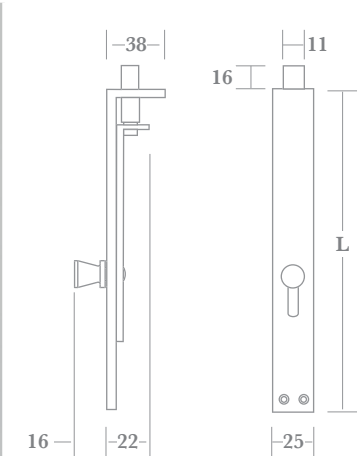
The 0440 has a standard 16mm throw, whereas the 0441 features a site adjustable throw of between 25mm and 40mm.



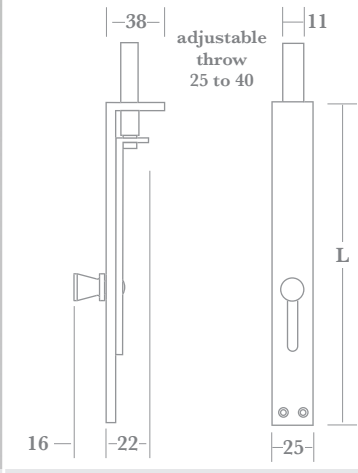
▲ 0440



▲ 0441



▲ 0440



▲ 0441

## Fixings

Supplied with finish matched strike plates and no. 6 x 25mm wood screws.

## How to Order

- 1) select BOLT (e.g. **0441**)
- 2) add FINISH (e.g. 0441**SC**)
- 3) add LENGTH (e.g. 0441SC/**B**).

**Finishes** - See our price list or website for finish availability.



▲ Extended Wing versions available for rebated overpanels & over-rebated doors. Please contact for availability.

L (length)	A	B	C	other lengths available upon request
0440	152	229	305	
0441	-	229	305	



Alternative strikes, sockets & straps - see page DB4:010



The 0443 Sunk Slide Flush Bolt is available in a variety of lengths and widths for either edge or face fitting into the first closing leaf of a double door set. The smaller sizes are ideally suited for cabinet doors and windows.



0443C & D supplied with finish matched strike plates and no.6 x 25mm wood screws.

- 1) select BOLT (e.g. **5644**)
- 2) add FINISH (e.g. 5644**PC**)

0443 only - add SIZE (e.g. 0443**PC/B**).

0443

0443	L (length)	W (width)	D (diameter)	T (throw)	R (return length)	M (mortice)
A	76	13	Ø 7	9	20	12
B	102	16	Ø 7	11	23	14
C	152	19	Ø 10	16	32	16
D	152	25	Ø 11	16	38	17



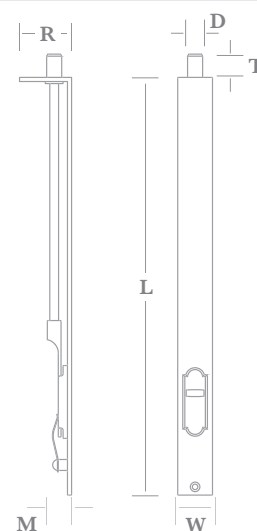
Technical drawing of the 114F tool, showing two views: a side profile and a front view. The side profile shows a long, thin tool with a handle and a cutting edge. The front view shows a rectangular body with a central slot and a handle. Dimensions are indicated in millimeters (mm).

Dimensions:

- Overall length: 171 mm
- Top handle diameter: 11<sup>4</sup>/<sub>F</sub>
- Top handle length: 25 mm
- Top handle hole diameter: 50 mm
- Bottom handle diameter: 24 mm
- Bottom handle length: 57 mm

(\*) Longer lengths available upon request

▲ 5644



# Transom Bolt

This Transom Bolt is designed to allow a pair of doors to open and close together to gain full use of the entire opening without the necessity of releasing and securing the inactive door after every operation. The Transom system allows both doors to be opened virtually simultaneously upon retracting a conventional latch or roller bolt. The doors can be closed together as long as the inactive door is closed slightly ahead of the active door.

PLEASE SEE OVERLEAF  
FOR TYPICAL  
INSTALLATION



## Fixings

Supplied with finished matched no.8 x 25mm wood screws and fitting instructions as shown.

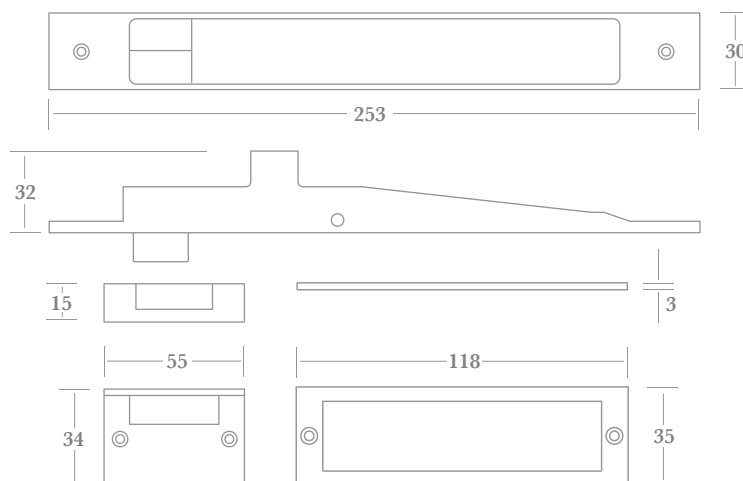
## How to Order

- 1) select BOLT (e.g. **0460**)
- 2) add FINISH (e.g. 0460/**PC**).

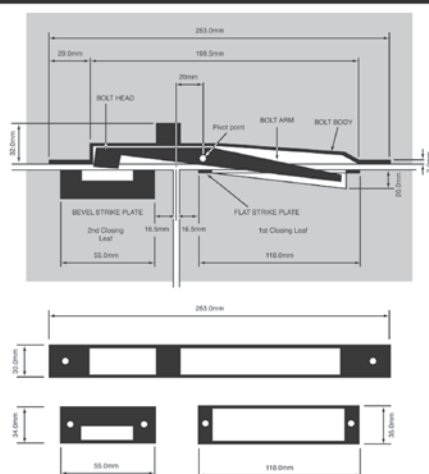
**Finishes** - See our price list or website for finish availability.



▲ 0460



## AUTOMATIC TRANSOM BOLT *Fitting Instructions*



Fitting  
instructions  
supplied

- 1 Mortice BOLT BODY into the head of the door frame, ensuring that the pivot point is offset 20mm from the centreline of the doors as shown.
- 2 Mortice a recess into the top rail of the 1st Closing Leaf, below the BOLT ARM and FIT FLAT STRIKE PLATE 16.5mm away from door centreline as shown, to ensure positive engagement of BOLT ARM.
- 3 Mortice the 2nd Closing Leaf and fit BEVEL STRIKE PLATE below BOLT HEAD, 16.5mm away from door centreline as shown.

### IMPORTANT

It is recommended that all moving parts are lubricated at regular intervals

PLEASE PASS THIS LEAFLET ON TO THE END USER

so 5/09

UPDATED  
12/19

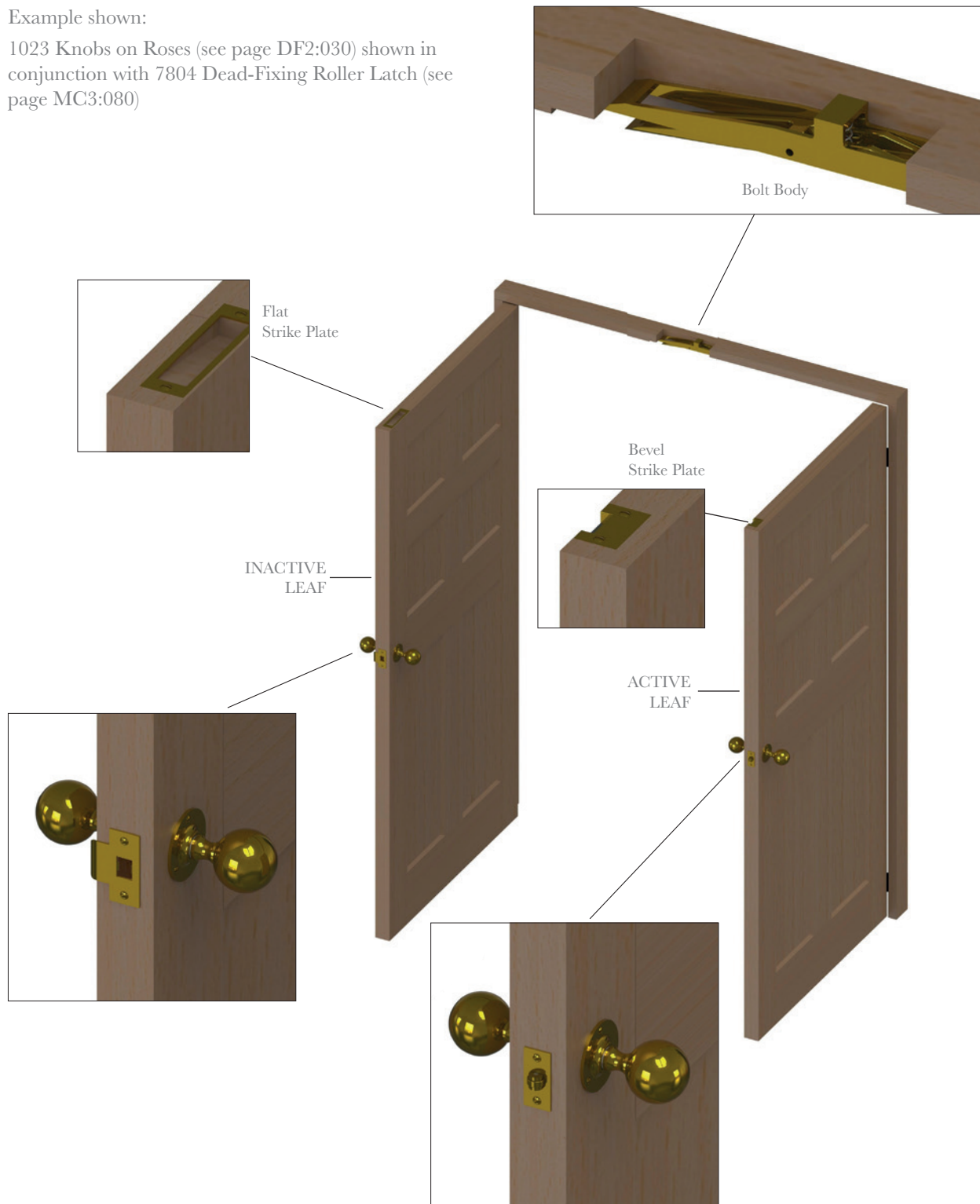
DB2:050

# Transom Bolt - typical installation

The Transom Bolt is a mechanical device, mortised into the header of a double door. With the inactive door leaf closed into the frame, the active door leaf bevel strike plate connects with the bevelled end of the bolt arm with a seesaw-like motion drops the other end into the flat strike plate fitted into the top of the inactive door leaf, thus holding it secure in the frame.

Example shown:

1023 Knobs on Roses (see page DF2:030) shown in conjunction with 7804 Dead-Fixing Roller Latch (see page MC3:080)





# Cremone Bolt Overview



How to Order a  
Complete Cremone  
Bolt Set



0801 type



0850 type

**1** Select Cremone Bolt type (e.g. 0810)



L74 lever  
design

K01 knob  
design



Locking option

Thumb Turn  
option

**2** Select Knob/Lever

**2a** Choose options (if required)



**3** Order Rods



**4** Choose Exterior Handle (if required)

# 0810 Cremone Bolt

Fitted with a unique non-handed rack & pinion gearbox mechanism which provides a 90 degree movement and a 13mm throw, this Cremone Bolt is available with a full selection of operating levers and knobs.

Two lockable versions are available; one featuring a non-removable Locking Cap and separate key, and the other an Oval Turn.



## Fixings

0810 Cremone set supplied with 4 x Rod Guides, frame fixings (1 x USP, 2 x Staple, 2 x FSP, 2 x ASP) and finish matched wood screws.

0810EXT is supplied with a 7mm spindle (80mm max. door thickness) and finish matched wood screws.

## How to Order

### 0810 CREMONE

(excluding Rods, see below)

- 1) choose LOCKING OPTION (LK or TK) if required (e.g. 0810**LK**)
- 2) add FINISH (e.g. 0810**PB** or 0810**LK/PB**)
- 3) add LEVER/KNOB (e.g. 0810**PB/L24R** or 0810**LK/PB/L24R**).

### 0810EXT EXTERIOR PLATE

- 1) add FINISH (e.g. 0810EXT/**PB**)
- 2) add LEVER/KNOB (e.g. 0810EXT/**PB/L24L**).

Fixed Dead Exterior Plates - see page DB3:200.

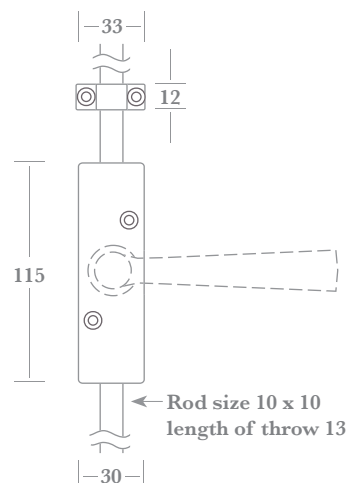
An adaption spindle is required if you wish to use a SELECT Lever or Knob on Plate/Rosette as your exterior option - see page DB3:200.

**RODS** - supplied separately  
See page DB3:190 for ordering information.

**Finishes** - See our price list or website for finish availability.




▲ 0810 with **K10** knob



▲ 0810 with **L11** lever



▲ 0810 with **L31** lever



▲ 0810EXT with **L11** lever



▲ **TK** Turn Locking  
**LK** Key Locking (key supplied)

**LEVER & KNOB OPTIONS** -  
see pages  
DB3:120-160



For rod guide & frame fixings dimensions and individual coding  
see pages DB4:020 & 030

# 0822 Cremone Bolt

Fitted with a unique non-handed rack & pinion gearbox mechanism which provides a 90 degree movement and a 13mm throw, this Cremone Bolt is available with a full selection of operating levers and knobs.

Two lockable versions are available; one featuring a non-removable Locking Cap and separate key, and the other an Oval Turn version for emergency release (patio function).



## Fixings

0822 Cremone set supplied with 4 x Rod Guides, frame fixings (1 x USP, 2 x Staple, 2 x FSP, 2 x ASP) and finish matched wood screws.

0822EXT is supplied with a 7mm spindle (80mm max. door thickness) and finish matched wood screws.

## How to Order

### 0822 CREMONE

(excluding Rods, see below)

- 1) choose LOCKING OPTION (LK or TK) if required (e.g. 0822**LK**)
- 2) add FINISH (e.g. 0822**PB** or 0822**LK/PB**)
- 3) add LEVER/KNOB (e.g. 0822**PB/L24R** or 0822**LK/PB/L24R**).

### 0822EXT EXTERIOR PLATE

- 1) add FINISH (e.g. 0822EXT/**PB**)
- 2) add LEVER/KNOB (e.g. 0822EXT/**PB/L24L**).

Fixed Dead Exterior Plates - see page DB3:200.

An adaption spindle is required if you wish to use a SELECT Lever or Knob on Plate/Rosette as your exterior option - see page DB3:200.

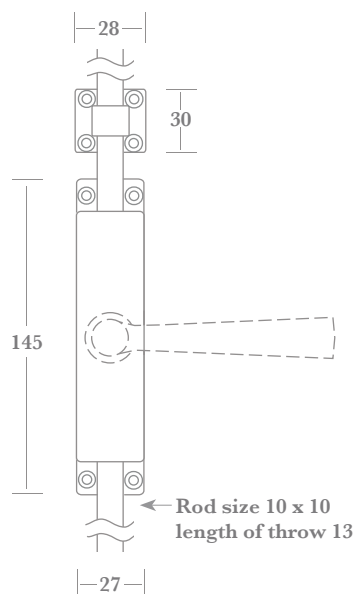
### RODS - supplied separately

See page DB3:190 for ordering information.

**Finishes** - See our price list or website for finish availability.



▲ 0822 with L22 lever




▲ 0822 with K21 knob



▲ 0822 with L20R lever

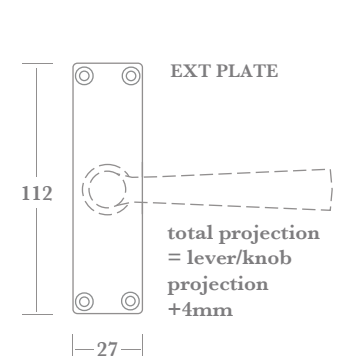
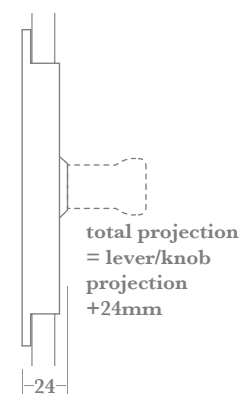


▲ 0822EXT with L22 lever



▲ TK Turn Locking LK Key Locking (key supplied)

**LEVER & KNOB OPTIONS -** see pages DB3:120-160



For rod guide & frame fixings dimensions and individual coding see pages DB4:020 & 030



# 0801 Cremone Bolt

Fitted with a unique non-handed rack & pinion gearbox mechanism which provides a 90 degree movement and a 13mm throw, this Cremone Bolt is available with a full selection of operating levers and knobs.

Two lockable versions are available; one featuring a non-removable Locking Cap and separate key, and the other an Oval Turn version for emergency release (patio function).



## Fixings

0801 Cremone set supplied with 2 x Rod Centre Guides, frame fixings (2 x FSP, 2 x ASP, 1 x USP, 4 x End Guide) and finish matched wood screws.

0801EXT is supplied with a 7mm spindle (80mm max. door thickness) and finish matched wood screws.

## How to Order

### 0801 CREMONE

(excluding Rods, see below)

- 1) choose LOCKING OPTION (LK or TK) if required (e.g. 0801**LK**)
- 2) add FINISH (e.g. 0801**PB** or 0801**LK/PB**)
- 3) add LEVER/KNOB (e.g. 0801**PB/L24R** or 0801**LK/PB/L24R**).

### 0801EXT EXTERIOR PLATE

- 1) add FINISH (e.g. 0801EXT/**PB**)
- 2) add LEVER/KNOB (e.g. 0801EXT/**PB/L24L**).

Fixed Dead Exterior Plates - see page DB3:200.

An adaption spindle is required if you wish to use a SELECT Lever or Knob on Plate/Rosette as your exterior option - see page DB3:200.

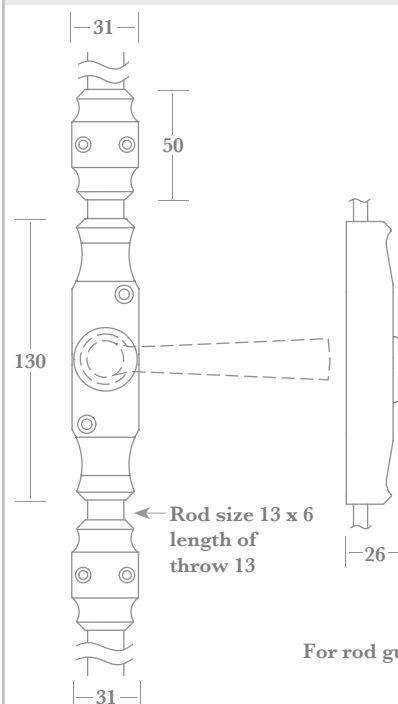
**RODS** - supplied separately

See page DB3:190 for ordering information.

**Finishes** - See our price list or website for finish availability.



▲ 0801 with **K01** knob



▲ 0801 with **L03** lever



▲ 0801 with **L70** lever




▲ 0801EXT with **L03** lever



▲ **TK** Turn Locking **LK** Key Locking (key supplied)

**LEVER & KNOB OPTIONS -**  
see pages DB3:120-160

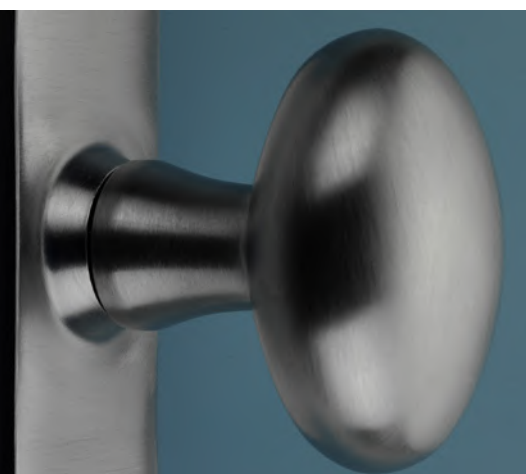


For rod guide & frame fixings dimensions and individual coding see pages DB4:020 & 030

# 0807 Cremone Bolt

Fitted with a unique non-handed rack & pinion gearbox mechanism which provides a 90 degree movement and a 13mm throw, this Cremone Bolt is available with a full selection of operating levers and knobs.

Two lockable versions are available; one featuring a non-removable Locking Cap and separate key, and the other an Oval Turn version for emergency release (patio function).



## Fixings

0807 Cremone set supplied with 4 x Rod Guides, frame fixings (1 x USP, 2 x Staple, 2 x FSP, 2 x ASP) and finish matched wood screws.

0807EXT is supplied with a 7mm spindle (80mm max. door thickness) and finish matched wood screws.

## How to Order

### 0807 CREMONE

(excluding Rods, see below)

- 1) choose LOCKING OPTION (LK or TK) if required (e.g. 0807**LK**)
- 2) add FINISH (e.g. 0807**PB** or 0807**LK/PB**)
- 3) add LEVER/KNOB (e.g. 0807**PB/L24R** or 0807**LK/PB/L24R**).

### 0807EXT EXTERIOR PLATE

- 1) add FINISH (e.g. 0807EXT/**PB**)
- 2) add LEVER/KNOB (e.g. 0807EXT/**PB/L24L**).

Fixed Dead Exterior Plates - see page DB3:200.

An adaption spindle is required if you wish to use a SELECT Lever or Knob on Plate/Rosette as your exterior option - see page DB3:200.


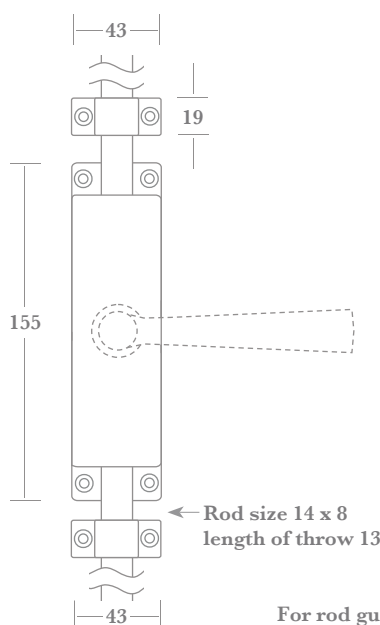
### RODS - supplied separately

See page DB3:190 for ordering information.

**Finishes** - See our price list or website for finish availability.



▲ 0807 with **L07** lever



▲ 0807 with **K21** knob



▲ 0807 with **L16R** lever

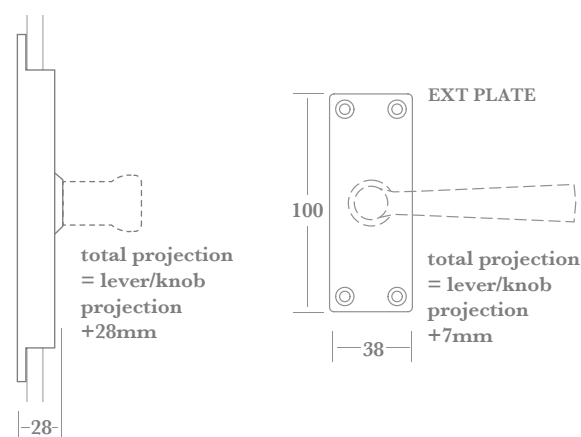


▲ 0807EXT with **L07** lever



▲ **TK** Turn Locking **LK** Key Locking (key supplied)

**LEVER & KNOB OPTIONS -**  
see pages DB3:120-160



For rod guide & frame fixings dimensions and individual coding see pages DB4:020 & 030

Suites of Cremone Bolts can be provided either keyed alike or to differ as required. Master keying is not available.



**Finishes** - See our price list or website for finish availability.

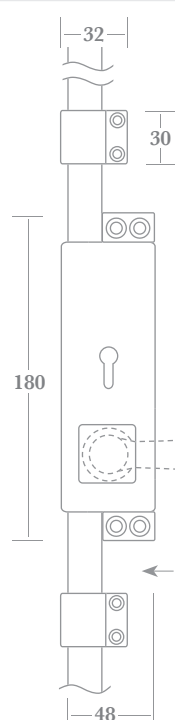


**LEVER & KNOB  
OPTIONS -  
see pages  
DB3:120-160**

A close-up, black and white photograph of a modern, rectangular door handle. The handle is mounted on a door, and it features a keyhole and a push-button. The handle is made of a polished material, likely chrome or stainless steel, and has a sleek, minimalist design. The background is a plain, light-colored surface.

Two photographs showing a chrome door handle assembly from different angles. The handle is mounted on a rectangular plate with four screws. The left image shows the handle in a slightly open position, while the right image shows it in a closed position.

▲ **0846EXT**  
with **L07** lever



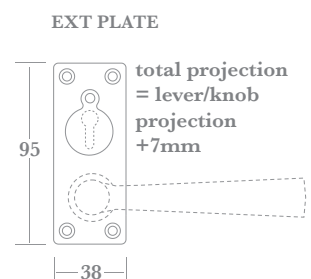
← Rod size 14 x 8  
| length of throw 19



when using an exterior plate (0836EXT) the Standard Keys are only suitable for doors up to 50mm thick. For doors 51-85mm thick longer keys will be required - order additional keys (sold singularly).



total projection  
= lever/knob  
projection  
+30mm



EXT PLATE

total projection  
= lever/knob  
projection  
+7mm


For rod guide & frame fixings dimensions  
and individual coding see pages  
DB4:020 & 030



# 0846 Cremone Bolt

Designed primarily to work alongside the 0836 Locking Cremone Bolt in a double door situation, this non-locking version provides a 90 degree movement, the same 19mm throw.

This Cremone Bolt is also available fitted with a full selection of operating levers and knobs.



## Fixings

0846 Cremone set supplied with 4 x Rod Guides, frame fixings (1 x USP, 2 x Staple, 2 x FSP, 2 x ASP) and finish matched wood screws.

0846EXT is supplied with a 8mm spindle (64mm max. door thickness) and finish matched wood screws.

## How to Order

### 0846 CREMONE

(excluding Rods, see below)

- 1) add HANDING (e.g. 0846**RH**)
- 2) add FINISH (e.g. 0846RH/**PB**)
- 3) add LEVER/KNOB (e.g. 0846RH/**PB/L24R**).

### 0846EXT EXTERIOR PLATE

- 1) add FINISH (e.g. 0846EXT/**PB**)
- 2) add LEVER/KNOB (e.g. 0846EXT/**PB/L24L**).

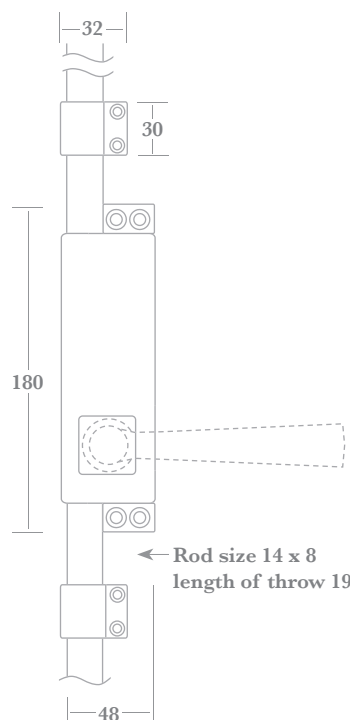
Fixed Dead Exterior Plates - see page DB3:200.

**RODS** - supplied separately  
See page DB3:190 for ordering information.

**Finishes** - See our price list or website for finish availability.



▲ 0846RH with L07 lever



▲ 0846RH with K21 knob



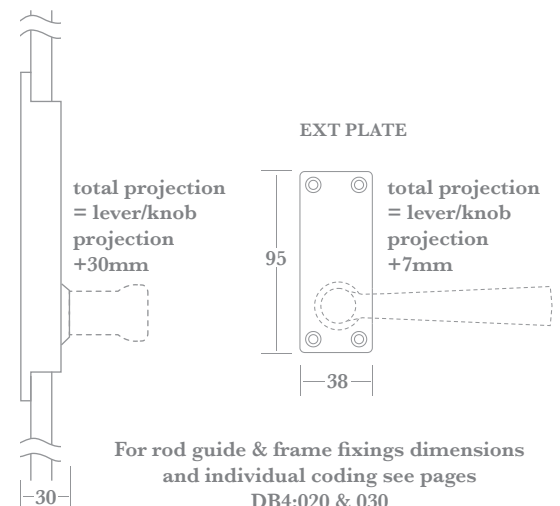
▲ 0846LH with L33 lever



▲ 0846EXT with L07 lever

## LEVER & KNOB OPTIONS -

see pages DB3:120-160



For rod guide & frame fixings dimensions and individual coding see pages DB4:020 & 030

# 0850 Cremone Bolt - Cylinder & Turn Locking

Fitted with a unique non-handed rack & pinion gearbox mechanism which provides a 90 degree movement and a 13mm throw, available with a full selection of operating levers and knobs, and a large selection of thumb turns.

The Thumb Turn mechanism is designed to operate either alone in 'patio function' or in conjunction with a USA spec rim cylinder (not provided).



## Fixings

0850 Cremone set supplied with 4 x Rod Guides, frame fixings (2 x Staple, 2 x ASP, 2 x FSP, 1 x USP) and finish matched wood screws.

0850EXT/0851EXT is supplied with a 7mm spindle (64mm max. door thickness) and finish matched wood screws.

## How to Order

### 0850 CREMONE

(excluding Rods, see below)

- 1) add FINISH (e.g. 0850PB)
- 2) add LEVER/KNOB (e.g. 0850PB/L24R)
- 3) add TURN (e.g. 0850PB/L24R/T52).

### EXTERIOR PLATE

**0850EXT** - FOR CYLINDER - USA ONLY.

**0851EXT** - NO CYLINDER

- 1) select PLATE (eg. **0850EXT**)
- 2) add FINISH (e.g. 0850EXT/PB)
- 3) add LEVER/KNOB (e.g. 0850EXT/PB/L24L).

Fixed Dead Exterior Plates - see page DB3:200.

**RODS** - supplied separately

See page DB3:190 for ordering information.

**Finishes** - See our price list or website for finish availability.



▲ **0850** with **K21** knob and **T51** thumb turn




▲ **0850** with **L07** lever and **T51** thumb turn



▲ **0850** with **K57** knob and **T52** thumb turn



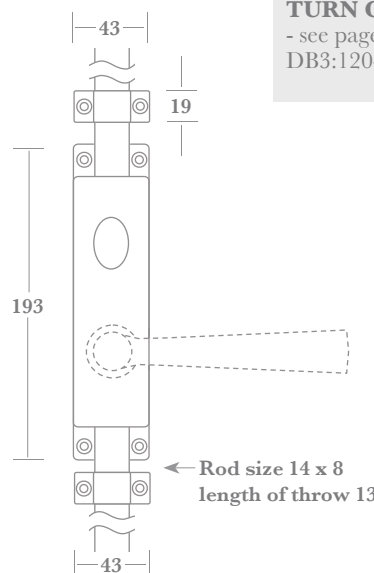
Designed for USA Rim Cylinder only



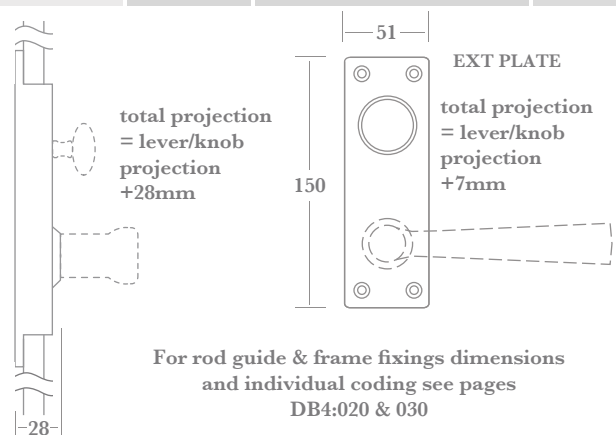
▲ **0850EXT** with **K21** knob USA Rim Cylinder only

▲ **0851EXT** with **K21** knob

**KNOB, LEVER & TURN OPTIONS**  
- see pages DB3:120-180



← Rod size 14 x 8  
length of throw 13



total projection  
= lever/knob  
projection  
+28mm

EXT PLATE

total projection  
= lever/knob  
projection  
+7mm

For rod guide & frame fixings dimensions and individual coding see pages DB4:020 & 030

# 0851 Cremone Bolt

Designed primarily to work alongside the 0850 Locking Cremone Bolt in a double door situation, this non-locking version provides a 90 degree movement, the same 13mm throw, and is also available fitted with a full selection of operating levers and knobs.

Two lockable versions are available; one featuring a non-removable Locking Cap and separate key, and the other an Oval Turn version for emergency release (patio function).



## Fixings

0851 Cremone set supplied with 4 x Rod Guides, frame fixings (2 x Staple, 2 x ASP, 2 x FSP, 1 x USP) and finish matched wood screws.

0851EXT is supplied with a 7mm spindle (64mm max. door thickness) and finish matched wood screws.

## How to Order

### 0851 CREMONE

(excluding Rods, see below)

- 1) choose LOCKING OPTION (LK or TK) if required (e.g. 0851**LK**)
- 2) add FINISH (e.g. 0851**PB** or 0851**LK/PB**)
- 3) add LEVER/KNOB (e.g. 0851**PB/L24R** or 0851**LK/PB/L24R**).

### 0851EXT EXTERIOR PLATE

- 1) add FINISH (e.g. 0851EXT/**PB**)
- 2) add LEVER/KNOB (e.g. 0851EXT/**PB/L24L**).

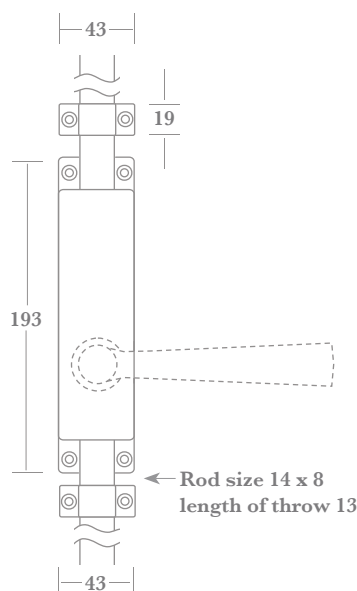
Fixed Dead Exterior Plates - see page DB3:200.

**RODS** - supplied separately  
See page DB3:190 for ordering information.

**Finishes** - See our price list or website for finish availability.




▲ 0851 with L07 lever



▲ 0851 with L10R lever



▲ 0851 with K57 knob

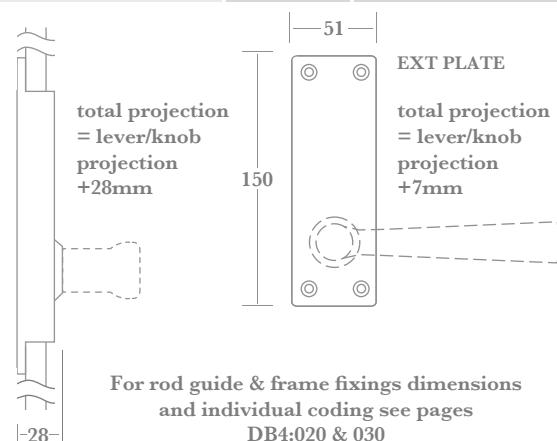



▲ 0851EXT with K21 knob



▲ TK Turn Locking LK Key Locking (key supplied)

**LEVER & KNOB OPTIONS -**  
see pages DB3:120-160



For rod guide & frame fixings dimensions and individual coding see pages DB4:020 & 030



# 0870 Cremone Bolt - Cylinder & Turn Locking

Fitted with a unique non-handed rack & pinion gearbox mechanism which provides a 90 degree movement and a 13mm throw, available with a full selection of operating levers and knobs, and a large selection of thumb turns.

The Thumb Turn mechanism is designed to operate either alone in 'patio function' or in conjunction with a USA spec rim cylinder (not provided).



## Fixings

0870 Cremone set supplied with 2 x Rod Centre Guides, frame fixings (2 x FSP, 2 x ASP, 1 x USP, 4 x End Guides) and finish matched wood screws.

0870EXT/0871EXT is supplied with a 7mm spindle (64mm max. door thickness) and finish matched wood screws.

## How to Order

### 0870 CREMONE

(excluding Rods, see below)

- 1) add FINISH (e.g. 0870PB)
- 2) add LEVER/KNOB (e.g. 0870PB/L24R)
- 3) add TURN (e.g. 0870PB/L24R/T52).

### EXTERIOR PLATE

**0870EXT** - FOR CYLINDER - USA ONLY.

**0871EXT** - NO CYLINDER

- 1) select PLATE (eg. **0870EXT**)
- 2) add FINISH (e.g. 0870EXT/PB)
- 3) add LEVER/KNOB (e.g. 0870EXT/PB/L24L).

Fixed Dead Exterior Plates - see page DB3:200.

**RODS** - supplied separately

See page DB3:190 for ordering information.


**Finishes** - See our price list or website for finish availability.



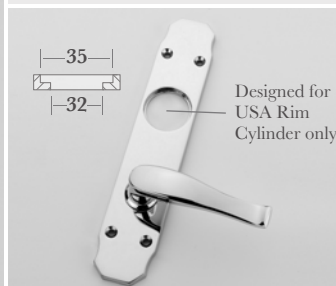
▲ 0870 with **L03** lever and **T51** thumb turn




▲ 0870 with **K16** knob and **T51** thumb turn



▲ 0870 with **L75** lever and **T51** thumb turn

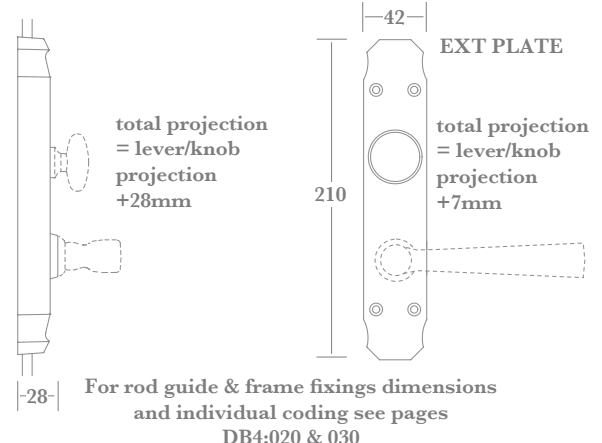
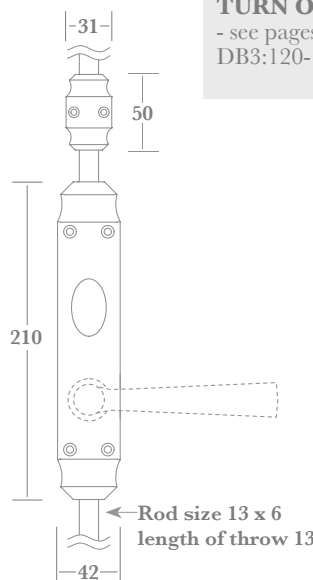


▲ 0870EXT with **L03** lever  
USA Rim Cylinder only



▲ 0871EXT  
with **L03** lever

**KNOB, LEVER & TURN OPTIONS**  
- see pages  
DB3:120-180



For rod guide & frame fixings dimensions and individual coding see pages DB4:020 & 030

## 0871 Cremone Bolt

Designed primarily to work alongside the 0870 Locking Cremone Bolt in a double door situation, this non-locking version provides a 90 degree movement, the same 13mm throw, and is also available fitted with a full selection of operating levers and knobs.

Two lockable versions are available; one featuring a non-removable Locking Cap and separate key, and the other an Oval Turn.




▲ 0871 with L24R lever



▲ 0871 with K74 knob



▲ 0871EXT with L03 lever



▲ TK Turn Locking LK Key Locking (key supplied)

### Fixings

0871 Cremone set supplied with 2 x Rod Centre Guides, frame fixings (2 x FSP, 2 x ASP, 1 x USP, 4 x End Guides) and finish matched wood screws.

0871EXT is supplied with a 7mm spindle (64mm max. door thickness) and finish matched wood screws.

### How to Order

**0871 CREMONE**  
(excluding Rods, see below)

- 1) choose LOCKING OPTION (LK or TK) if required (e.g. 0871LK)
- 2) add FINISH (e.g. 0871PB or 0871LK/PB)
- 3) add LEVER/KNOB (e.g. 0871PB/L24R or 0871LK/PB/L24R).

**0871EXT EXTERIOR PLATE**

- 1) add FINISH (e.g. 0871EXT/PB)
- 2) add LEVER/KNOB (e.g. 0871EXT/PB/L24L).

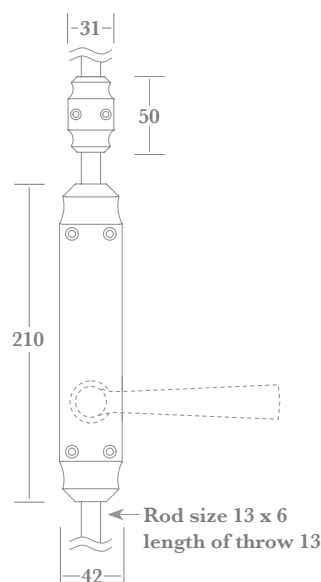
Fixed Dead Exterior Plates - see page DB3:200.

**RODS** - supplied separately

See page DB3:190 for ordering information.

**Finishes** - See our price list or website for finish availability.

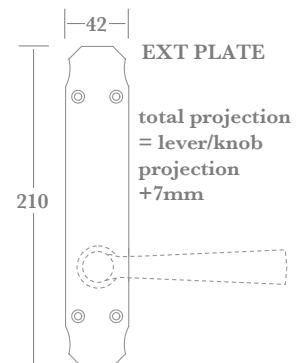
▲ 0871 with L03 lever



**LEVER & KNOB OPTIONS -**  
see pages DB3:120-160



total projection = lever/knob projection + 28mm



For rod guide & frame fixings dimensions and individual coding see pages DB4:020 & 030

# Lever Options

Lever designs specifically for use on Cremones only

<b>▲ L22</b>	<b>▲ L80</b>		
<b>▲ L03</b>	<b>▲ L11</b>		
<b>▲ L07</b>	<b>▲ L08</b>		
<b>▲ L06</b>	<b>▲ L73</b>		
<b>▲ L10</b> (handed lever - please specify L10L or L10R)	<b>▲ L14</b> (handed lever - please specify L14L or L14R)		
<b>▲ L10</b> (handed lever - please specify L10L or L10R)	<b>▲ L14</b> (handed lever - please specify L14L or L14R)		
<b>▲ L14</b> (handed lever - please specify L14L or L14R)			

Door Lever designs available for use on Cremones

<b>▲ L06</b>	<b>▲ L73</b>		
<b>▲ L10</b> (handed lever - please specify L10L or L10R)	<b>▲ L14</b> (handed lever - please specify L14L or L14R)		
<b>▲ L10</b> (handed lever - please specify L10L or L10R)	<b>▲ L14</b> (handed lever - please specify L14L or L14R)		
<b>▲ L14</b> (handed lever - please specify L14L or L14R)			

**Finishes** - See our price list or website for finish availability.



# Lever Options

Door Lever designs available for use on Cremones

▲ L31		▲ L32	
▲ L33		▲ L34	
▲ L40		▲ L61 (handed lever - please specify L61L or L61R)	
▲ L62 (handed lever - please specify L62L or L62R)		▲ L66 (handed lever - please specify L66L or L66R)	
▲ L67 (handed lever - please specify L67L or L67R)		▲ L69	

**Finishes** - See our price list or website for finish availability.

# Lever Options


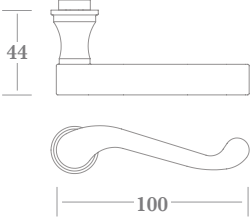

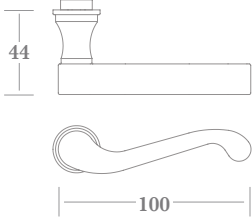

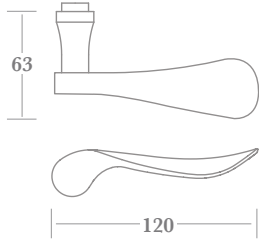

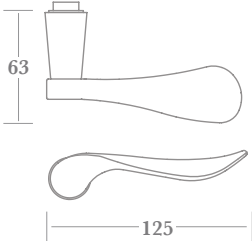

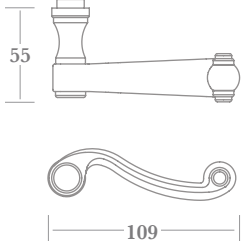

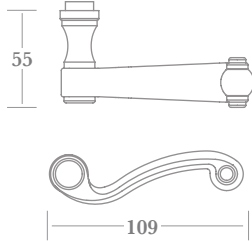

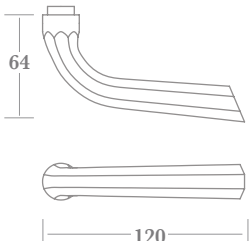
Door Lever designs available for use on Cremones

<p>▲ L70</p>	<p>▲ L71</p>		
<p>▲ L72</p>	<p>▲ L74</p>		
<p>▲ L75</p>			<p>▲ L76</p>
<p>▲ L28</p>	<p>▲ L29</p>		
<p>▲ L81</p>			<p>▲ L82</p>

**Finishes** - See our price list or website for finish availability.

# Lever Options

Door Lever designs available for use on Cremones

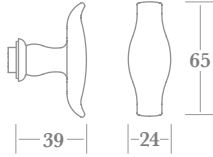
			
▲ <b>L87</b> (handed lever - please specify L87L or L87R)		▲ <b>L88</b> (handed lever - please specify L88L or L88R)	
 <p>single lever weight = 230g (8oz)</p>		 <p>single lever weight = 360g (13oz)</p>	
▲ <b>L16</b> (handed lever - please specify L16L or L16R)		▲ <b>L17</b> (handed lever - please specify L17L or L17R)	
			
▲ <b>L20</b> (handed lever - please specify L20L or L20R)		▲ <b>L24</b> (handed lever - please specify L24L or L24R)	
			
▲ <b>L78</b>			

**Finishes** - See our price list or website for finish availability.

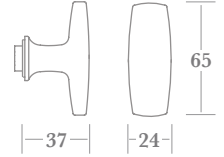


# Knob & Ring Handle Options

Knobs designed specifically for use on Cremones only

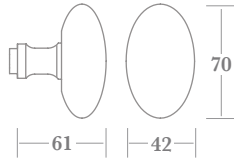


▲ **K01**

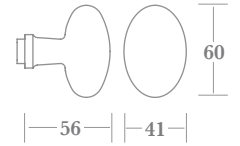


▲ **K10**

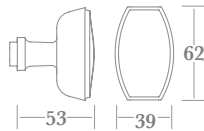
Door Knob & Ring Handle designs available for use on Cremones



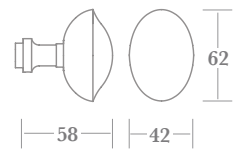
▲ **K16** large oval



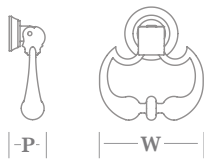
▲ **K21** small oval



▲ **K31**

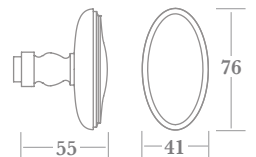


▲ **K57**

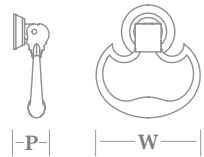


<b>R41</b>	W (width)	P (projection)
A	63	24
B	75	27

▲ **R41**

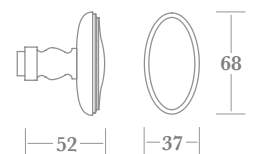


▲ **K74B**



<b>R40</b>	W (width)	P (projection)
A	63	24
B	75	27


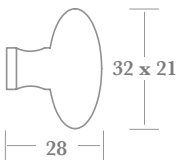

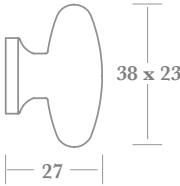

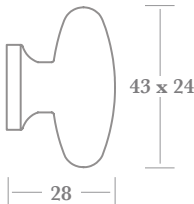

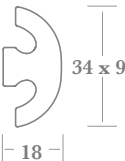

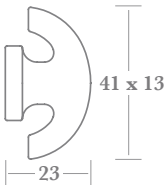

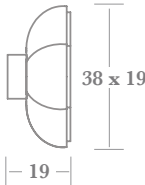

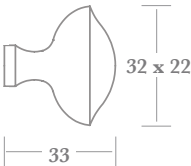

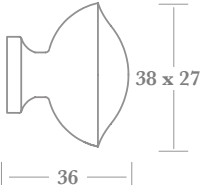

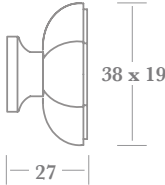



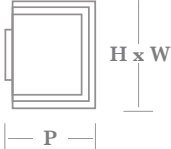

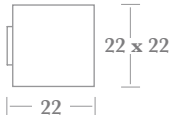

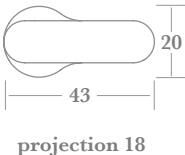

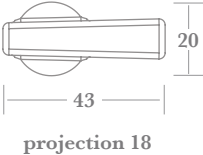

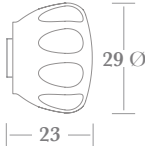

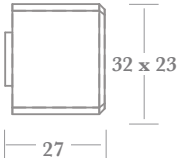

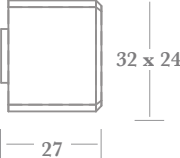

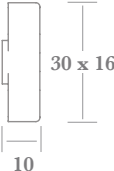
▲ **R40**




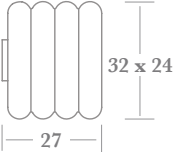

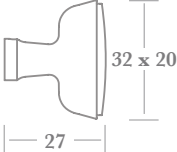

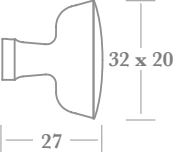

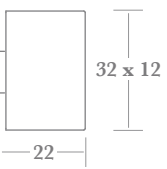

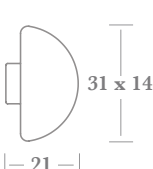

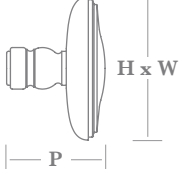

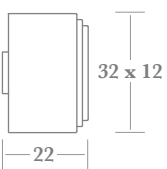

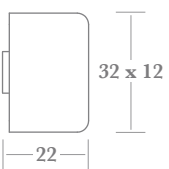

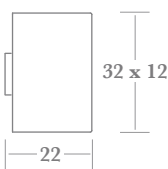

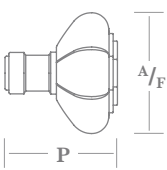

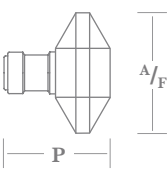

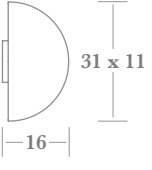
▲ **K74A**

**Finishes** - See our price list or website for finish availability.

# Thumb Turn Options - Cremone Bolts

					
▲ T51		▲ T61		▲ T65	
					
▲ T53		▲ T66		▲ T54	
					
▲ T52		▲ T62		▲ T68	
					
▲ T55 30(H) x 17(W) x 27(P) T72 25(H) x 13(W) x 21(P)		▲ T56 30(H) x 17(W) x 27(P) T73 25(H) x 13(W) x 21(P)		▲ T63	
					
▲ T57		▲ T58		▲ T69	
					
▲ T59		▲ T60		▲ T75	


# Thumb Turn Options - Cremone Bolts

 <p>computer generated image</p> <p>▲ <b>T76</b></p>		 <p>▲ <b>T74</b></p>		 <p>▲ <b>T77</b></p>	
 <p>▲ <b>T89</b></p>		 <p>▲ <b>T67</b></p>		 <p>▲ <b>T79</b> 38(H) x 21(W) x 26(P) <b>T78</b> 30(H) x 17(W) x 24(P)</p>	
 <p>▲ <b>T86</b></p>		 <p>▲ <b>T87</b></p>		 <p>▲ <b>T88</b></p>	
 <p>▲ <b>T82</b> 32(<sup>A</sup>/<sub>F</sub>) x 30(P) <b>T81</b> 25(<sup>A</sup>/<sub>F</sub>) x 25(P)</p>		 <p>▲ <b>T84</b> 32(<sup>A</sup>/<sub>F</sub>) x 28(P) <b>T83</b> 25(<sup>A</sup>/<sub>F</sub>) x 23(P)</p>		 <p>▲ <b>T92</b></p>	

# Cremone Rods - How to Order

Cremone Rods are offered either straight or cranked design and made to length to suit the opening size and the desired position of the operating handle.

The Rods are supplied as standard with fully chamfered ends to aid engagement with strikes and staples.



**NB. Due to length restrictions of certain finishes long Top Rods are occasionally supplied jointed - and supplied with an extra Guide to conceal the joint (see overleaf).**

## How to Order

### STRAIGHT ROD SET (to suit opening size)

- 1) select CREMONE (e.g. **0871**)
- 2) add RS (e.g. 0871**RS**)
- 3) add FINISH (e.g. 0871RS/**PC**)
- 4) add OPENING SIZE (e.g. 0871RS/PC**2500**)
- 5) choose HANDLE HEIGHT if desired (\* see bottom of page) (e.g. 0871RS/PC2500/**1100**).


### CRANKED ROD SET (to suit opening size)

- 1) select CREMONE (e.g. **0871**)
- 2) add CK (e.g. 0871**CK**)
- 3) add FINISH (e.g. 0871CK/**PC**)
- 4) add OPENING SIZE (e.g. 0871CK/PC**2500**)
- 5) choose HANDLE HEIGHT if desired (\* see bottom of page) (e.g. 0871CK/PC2500/**1100**).

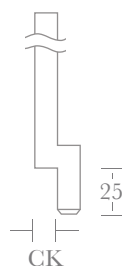
### SINGLE RODS ONLY (actual rod length)

- 1) select CREMONE (e.g. **0807**)
- 2) add ROD (e.g. 0807**ROD**)
- 3) add FINISH (e.g. 0807ROD/**PC**)
- 4) add ROD LENGTH (e.g. 0807ROD/PC**1300**)

For single CRANKED ROD add CK  
(e.g. 0807ROD/PC1300**CK**)



Optional Cranked Rod End Design



Cremone Bolt	0801 0870 0871	0807 0850 0851	0836 0846	0810 0822
CK (crank)	6	8	8	10
Rod size	13x6	14x8	14x8	10x10
Length of throw	13	13	19	13

## Handle Height (\*)

Unless specified, rods will be supplied as below:-

Opening size up to 2134mm - handle height will be set central.

Opening size 2135mm and above - handle height will be set at 1067mm.



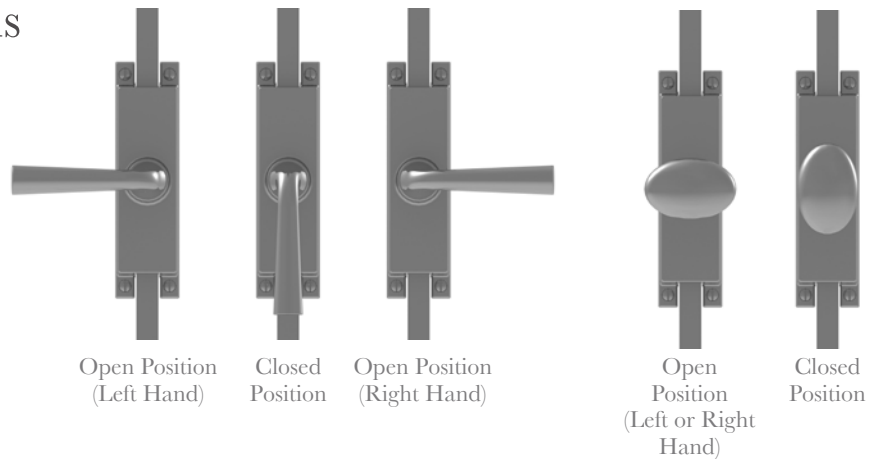


# Cremone Information & Options

## Knob & Lever Positions

All Cremones are supplied configured with the Lever/Knob in a horizontal orientation when opened and vertical when closed.

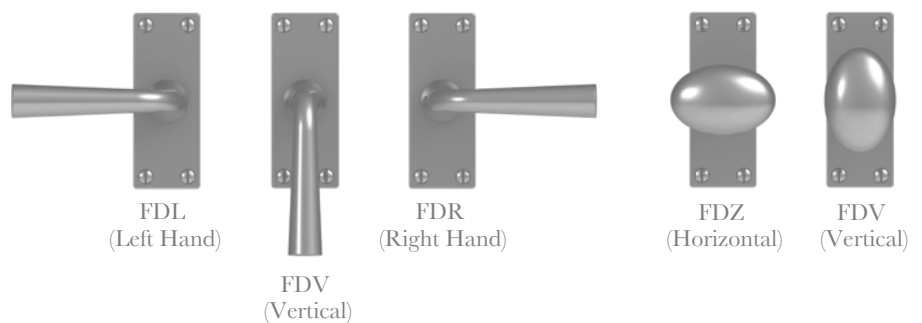
This configuration can be reversed on site if required.



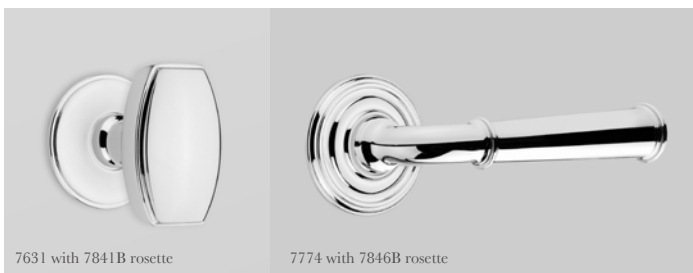
## Exterior Plates - Fixed Dead (Dummy) Option

As an alternative to using Taylors Spindles we can factory fix dead Knobs & Levers to Exterior Plates.

To order this option, add **FDL**, **FDR** or **FDV** to Lever on Plate codes (e.g. 0807EXT/PB/L07/**FDR**) or add **FDV** or **FDZ** to knob on Plate codes (e.g. 0807EXT/PB/K21/**FDZ**).



## Exterior Lever & Knob Options

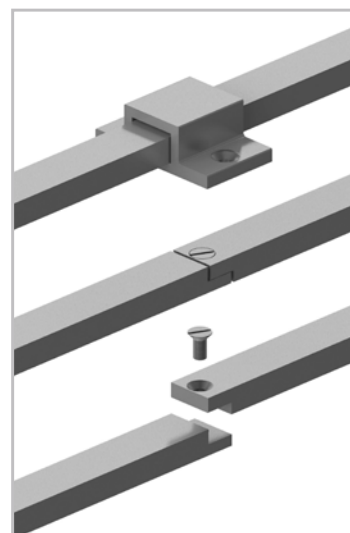


As an alternative to using the Exterior Plate designs, as shown on the individual Cremone Bolt pages, there is the option of using an adapted Select Knob or Lever fitted to a Select Rosette or Plate. This will be supplied with a special Adaption Spindle as shown below (64mm max. door thickness).



Please see Levers & Knobs sections ST1 & ST2 for ordering information.

## Jointed Rods



Due to length restrictions of certain finishes some Rods will be supplied jointed - and supplied with a Cover Guide to conceal the joint. You will be advised at time of order/enquiry if jointed rods need to be supplied. An installation guide will be provided at this time.

Please note that some jointed Cover Guides are custom made versions of the standard guides to ensure that the joint is covered in both the open and closed positions.

## Sockets, Straps & Strike Plates

A selection of accessories for use with Surface and Flush fitted Door Bolts.




▲ **0600 Dust Excluding Socket**  
for mastic fixing into wooden floors or  
cementing into stone floors



▲ **0603 Easy Clean Socket**  
no fixings supplied

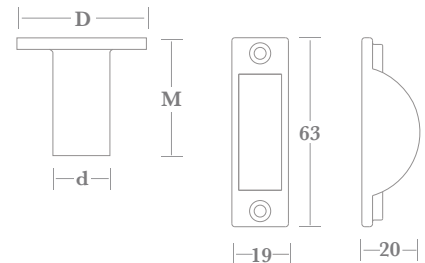


▲ **0620 Dust Excluding Socket**  
with removable plunger for cleaning  
& maintenance



▲ **0604 Easy Clean Socket**  
supplied with finish matched screws  
& rawl plugs

	D (diameter)	d (diameter)	M (depth of mortice)	to suit shoot size
0600/A	Ø 27	Ø 19	45	Ø 11 max
0600/B	Ø 32	Ø 22	45	Ø 13 max
0620	Ø 45	Ø 22	48	Ø 11 max
0603	-	-	20	Ø 13 max
0604	-	-	20	Ø 13 max



### Fixings

0603 - no fixings supplied.

0604 & 0620 - supplied with finish matched  
no.6 x 38mm wood screws & rawl plugs.

5640ASP - supplied with finish matched  
no.6 x 19mm wood screws.

5642 - supplied with no.6 x 19mm stainless  
steel wood screws.

### How to Order

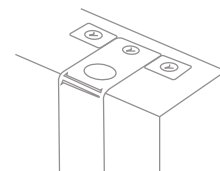
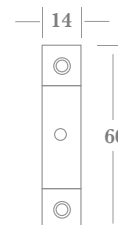
1) select **PRODUCT** (e.g. **0620**)

2) add **FINISH** (e.g. **0620PC**)

0600 only - add **SIZE** (e.g. **0600PB/A**).

**Finishes** - See our price list or  
website for finish availability.

5642 supplied mill finish stainless steel only.




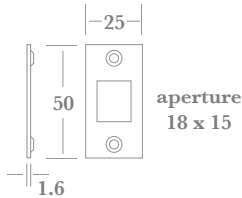

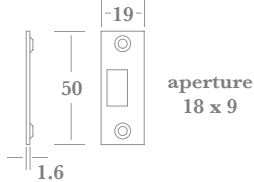

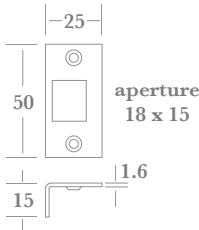

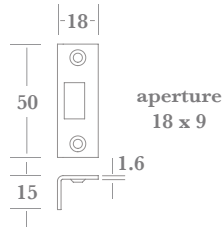

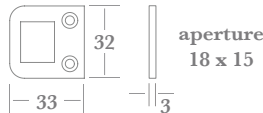

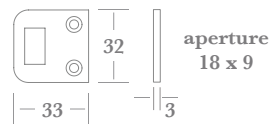

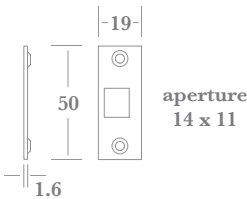

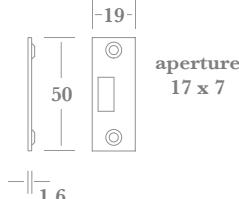

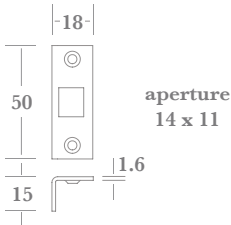

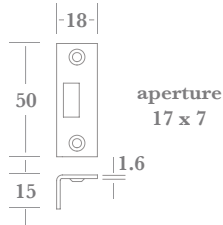

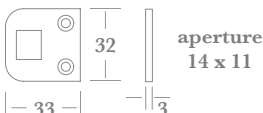

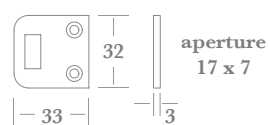
For strengthening the  
fixing of door face fitted  
Flush Bolts to help  
prevent doors splitting  
when inadvertently  
closed with the Bolt  
Shoot still thrown.

▲ **5642 Cross Strap** for flush bolts (mill finish stainless steel only)



▲ **5640ASP Angle Strike Plate** designed for use with Ø 11mm flush bolt shoots

## Strike Plates

TYPE 1 used with both 13mm x 13mm & 16mm x 13mm Bolt Shoots		TYPE 2 14mm x 8mm Bolt Shoot/Cremone Rod	
			
▲ <b>FSP1</b> Flat Strike Plate		▲ <b>FSP2</b> Flat Strike Plate	
			
▲ <b>ASP1</b> Angle Strike Plate		▲ <b>ASP2</b> Angle Strike Plate	
			
▲ <b>USP1</b> Universal Strike Plate		▲ <b>USP2</b> Universal Strike Plate	
TYPE 3 10mm x 10mm Bolt Shoot/Cremone Rod		TYPE 4 13mm x 6mm Bolt Shoot/Cremone Rod	
			
▲ <b>FSP3</b> Flat Strike Plate		▲ <b>FSP4</b> Flat Strike Plate	
			
▲ <b>ASP3</b> Angle Strike Plate		▲ <b>ASP4</b> Angle Strike Plate	
			
▲ <b>USP3</b> Universal Strike Plate		▲ <b>USP4</b> Universal Strike Plate	

### Fixings

Supplied with finish matched no.6 x 19mm wood screws.

### How to Order

- 1) select PLATE (e.g. **FSP2**)
- 2) add FINISH (e.g. **FSP2/PC**)

**Finishes** - See our price list or website for finish availability.

## Staples & Guides



▲ **0445ST** Staple (13mm x 13mm bolt shoot)



▲ **0454ST** Staple (16mm x 13mm bolt shoot)



▲ **ST3** Staple



▲ **RGST3** Rod Guide/Staple



▲ **RG3** Rod Guide


### Fixings

Supplied with finish matched wood screws:  
0445ST, 0454ST & type 2 - no.8 x 25mm;  
type 3 - no.6 x 25mm; type 4 - no.6 x 32mm.


### How to Order

- 1) select ROD GUIDE/STAPLE (e.g. **RG3**)
- 2) add FINISH (e.g. **RG3/PC**)

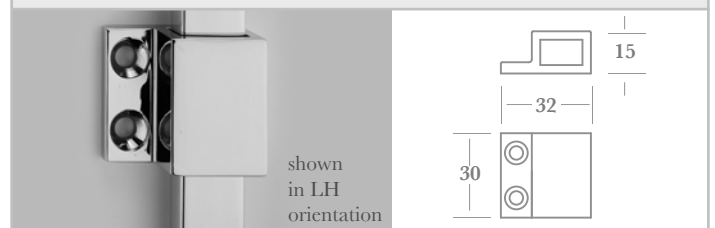
### TYPE 2 14mm x 8mm Bolt Shoot/Cremone Rod



▲ **ST2** Staple




▲ **RGST2** Rod Guide/Staple

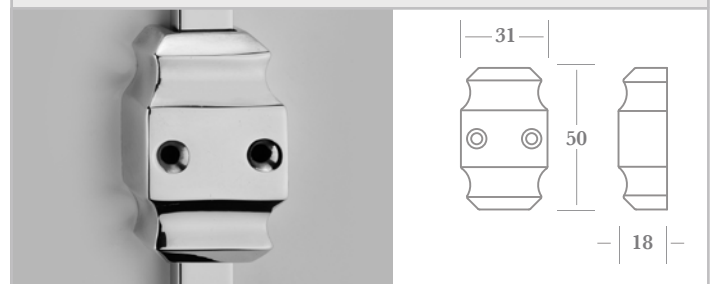


▲ **RG2** Rod Guide (reversible for LH or RH use)

### TYPE 4 13mm x 6mm Bolt Shoot/Cremone Rod



▲ **RGST4** Rod End Guide/Staple



▲ **RG4** Rod Centre Guide

**Finishes** - See our price list or website for finish availability.